


Oireachtas Rince na Cruinne 2018



Results for Competition 30 : Girls 13 - 14

Adjudicators

Round 1

**Annette Doolan Kane
Darren Maguire
Chris McPartland**

**Anne Hall
Linda Martyn
Niall O'Leary**

LuAnn O'Rourke Boyd

Round 2

**Charmaine Chase
Marie Duffy Pask
Mary Kay Heneghan**

**Kerry Cooney-Nutley
Liam Harney
Katie Maguire-McMorrow**

Claire Usher-McMorrow

Round 3

**Esther Bromley
Denise Elebert
Kathleen Keady Walsh**


**Siobhan Dorman
Pat Hall
Kathleen Maguire-O'Shea**

David Smith

Oireachtas Rince na Cruinne 2018

Final Result for Competition 30 : Girls 13 - 14

Notes: MW = World Medal winner | R = Recaller | Score = Judges marks | IP = Irish Points (Grid Score) | FTC = Failed To Complete | * All Totals exclude High and Low scores

		Annette Doolan Kane	Anne Hall	Darren Maguire	Linda Martyn	Chris McPartland	Niall O'Leary	LuAnn O'Rourke Boyd	1st Round Total (IP) *	Charmaine Chase	Kerry Cooney-Nutley	Marie Duffy Pask	Liam Harney	Mary Kay Heneghan	Katie Maguire-McMorrow	Claire Usher-McMorrow	2nd Round total (IP) *	Esther Bromley	Siohban Dorman	Denise Elebert	Pat Hall	Kathleen Keady Walsh	Kathleen Maguire-O'Shea	David Smith	3rd Round Total (IP) *	TOTAL IP *			
Card	Position @ recall	Final Place	Name/School	Status	ROUND 1 : Score/IP					ROUND 2 : Score/IP					ROUND 3 : Score/IP														
162	(1)	1	Caoimhe Devlin - McConomy-Bradley-Doherty : Cuige Uladh, Eire	MW	98.1/100	81/34	80/43	98/100	95/75	95/100	98.5/75	393	92.75/56	97.25/100	98.5/100	89.75/39	94/100	91/65	96.5/75	396	94/100	96.5/100	94/65	96/75	94.5/75	87.25/43	98.7/100	415	1204
261	(3)	2	Emily Colangelo - McNelis Cunningham Boyle : Cuige Uladh	MW	97.8/60	94/100	77/36.5	97.5/75	94/65	82.5/25	98.25/65	301.5	94/75	96.75/65	96.25/48.5	91.5/53	84.5/50	93/100	97/100	343	93.5/60	95/62.5	96.5/100	93.5/53	95/100	92/65	98/62.5	350	994.5
232	(2)	3	Ailbhe Liu Wang - McNelis Cunningham Boyle : Cuige Uladh, Eire	MW	98/75	83.25/45	80/43	95/50	96/100	91/60	99/100	330	93/60	97/75	97.5/60	94/100	85/53	92/75	94.75/53	323	93.3/56	93.75/56	92.5/56	91.5/42	87.75/46	92.5/75	97.75/54.5	268.5	921.5
192	(7)	4	Sophie Duffy - Smith McCarron : Cuige Uladh, Eire	MW	97.9/65	81.25/36	82/56.33	96/60	92.25/50	88.75/45	80/0.97	247.33	89/12	96/50	97.25/56	86.5/0.99	80/12	90/60	94.6/50	180	93.6/65	96/75	92/53	96.5/100	87.75/46	88.25/56	98/62.5	311.5	738.83
136	(4)	5	Maggie Webber - Mulvihill-Lynch : Mid Atlantic Region, USA	MW	97.7/56	90/60	71/0.99	94/54	84.75/27	94/75	98/60	247	93.25/65	95/40	96/45	93/60	91.5/75	89/56	95.1/60	286	84.7/12	93.5/53	78.5/4.8	88/32.5	89.75/60	86.5/30.5	97.75/54.5	182.5	715.5
142	(6)	6	Teagan McConomy - McConomy-Bradley-Doherty : Cuige Uladh, Eire	MW	97.4/48.5	86/53	80/43	97/65	86/33	88/41	94.5/36	221.5	91.75/38.5	95.25/43	97.75/65	89.5/36	85.5/56	86/40	94.6/47	224.5	92.5/43	83.5/28	92/46	91/65	87.65/34	97/50	220	666	
141	(5)	7	Cadhla McMahon - Scoll Rince Clann McCaui : Cuige Uladh, Eire	MW	97.5/53	83/43	75/20	95.5/56	79.5/0.95	87.5/39	86/6	161	94.5/100	96.25/54.5	96.25/48.5	93.5/70	91/65	87.5/46	95.5/65	303	83.9/8	95/62.5	79.25/9	83.5/16	88/50	86.25/27	98.5/75	164.5	628.5
242	(11)	8	Ciarra-May Ball - Cresham Academy : Cuige Chonnacht, Eire	MW	97.4/48.5	78.2/12	72/1	94.25/41	92/47	87.25/38	95/37.5	175.5	87/0.99	89.25/0.99	92.5/30	89.25/32	80/12	83.5/33.5	91.5/37.5	108.49	91.2/33	91/40	91.5/50	94.5/56	87/39	87/37.5	96.5/45	211.5	495.49
294	(8)	9	Lexi-Leigh Hutchinson - Kidd : Midlands Region, England/W	MW	95.7/30	79.7/24	69/0.96	94/39	93.5/60	83.3/29	87.25/14	136	89.5/16.5	93.25/33	93.75/35.5	89.25/32	81.4/31.5	86/40	93.5/45	172	90.2/29	87/26.5	84.5/31	95/60	89/53	85.75/22.5	95/34	173.5	481.5
142	(14)	10	Megan Stuart - Corda Mor : Mid America Region, USA	MW	88/0.96	92/75	77/36.5	94.5/44	78/0.94	71.5/0.92	95.5/39	121.4	92/44	90/3.14	81/0.94	93.5/70	80/12	88/50	89.5/23.5	132.64	93/53	88.5/35	87.75/38	88.5/35	85.5/37	88/53	96.25/43	206	460.04
257	(9)	11	Michaela McBride-O'Donoghue - McBride : Cuige Chonnacht	MW	96.4/37	79.3/22	75/20	93.5/38	84.5/25	77.1/1	88.25/18	122	89.5/16.5	95.5/45	94.5/42	89.5/36	84.25/47	83/29.5	90.5/32.5	185	86.4/19	90/38	83/25.5	88.5/35	83/30	82/2	96.75/47	147.5	454.5
115	(27)	12	Kate Barclay - Hession : Cuige Chonnacht, Eire	MW	96.3/36	84/50	66/0.94	91/28	83/9.5	81/17	86.5/9	99.5	91.5/36.5	89.75/1	76.25/0.89	86.25/0.99	80.3/16	82.6/24	90/29.5	71.49	93.7/75	84/11.5	95.5/75	88/32.5	89.5/56	93/100	96/41	279.5	450.49
230	(10)	13	Rowan Coyle - Lavin-Cassidy : Mid America Region, USA	MW	90.4/0.98	80.75/31	85/75	90.25/24	83/9.5	72.9/0.95	74/0.94	66.42	92/44	96.5/60	92.25/28.5	92/56	82.5/43	88.5/53	92/40	236	92.3/41	85.75/20	84/30	85.5/65	81.5/28	84.75/14	94/28.5	147.5	449.92
107	(13)	14	Sinead Daly - Keady-Upton : Western Australia	MW	89.5/0.98	90.5/65	75/20	94.75/47	84.5/25	73.1/0.95	90.25/27	119.98	90/23.5	92/25.5	94.25/38.5	90.75/47	81.7/37	81.1/3.5	89/16	140.5	89.8/26	86.5/24	85/33	90/38	85/36	87.5/48.5	93.25/24	157	417.48
129	(12)	15	Gemma Sheedy - Flynn O'Kane Academy : Cuige Mumhan, Eire	MW	96.9/43	77/5	70/0.97	95.25/53	93/56	80/13	92/31	145	89.5/16.5	92.25/27.5	94.5/42	90/42	81/22.5	81.2/25	89.75/26.5	135	88.8/23	93/50	82.25/21.5	86.5/28	81/27	88.25/11	94.5/32	131.5	411.5
229	(19)	16	Rose Michaela Cuniffe - O'Neill Geraghty : Cuige Chonnacht, Eire	MW	96.7/39	68.5/0.97	82/56.33	91.25/29.5	81.5/0.99	72.8/0.94	97.5/53	123.45	89.75/20	92/25.5	89/7	83/0.96	80.5/17	82.75/26.5	89.75/26.5	96	92.8/47	91/40	90.5/45	84.5/20	77.75/19	87.25/43	88.25/16	167	386.45
220	(25)	17	Emma Faraen - McNelis Cunningham Boyle : Cuige Uladh, Eire	MW	95.9/32	78.8/17.5	63/0.89	90.75/27	88.75/39	71.0/0.92	92.5/32	109.42	80/0.89	94.75/38	98/75	86.75/1	80.2/15	84/37	86.25/1	91.99	90.9/32	85.25/15.5	86.25/36	88.5/35	82/29	87/37.5	95.25/35	167	368.41
281	(18)	18	Annie Morel - Mulhern : Mid America Region, USA	MW	86.3/0.94	81.75/38	68/0.95	89.5/20.5	85/28.5	83.5/30	82/0.98	80.94	87.5/1	95/40	89.5/12.5	91/50	79/7.6	84.5/38	92.5/43	139.5	91.9/37	86/22.5	81.25/16.5	87.5/30.5	84/35	86.5/30.5	91/20	138.5	358.94
153	(15)	19	Ella McCourt - Holly & Kavanagh : Cuige Laighean, Eire	MW	94.4/17	79/19.5	72/1	84/3.5	89/41	86.5/36	93/33	109	91.25/34.5	90.25/9	93/32.5	89.5/36	81.4/31.5	80.25/0.99	90.2/31	138.5	85.6/16	85.5/17.5	83/25.5	86/26.5	74.5/14	86.75/34	81/4	99.5	347
157	(20)	20	Saoirse Grainger - McCole : Cuige Chonnacht, Eire	MW	96.2/35	72.25/0.98	74/11	91.5/31	90/43	92.5/65	85/1	121	92.5/53	94.25/37	88.5/1.5	87/3.5	81/22.5	83.25/31.5	83/0.96	96	85.5/15	88/33.5	85.25/34	87/29	66/5	85.25/19.5	94.25/31	128	345
193	(22)	21	Hannah Cai Cuniffe - Marie Moore : Mid Atlantic Region, USA	MW	95.4/27	75.25/1	65/0.92	90.5/25.5	86.5/34	75.5/0.99	95/37.5	88.49	78/0.87	93/32	91/23	89.5/36	84/45	77.25/0.94	90/29.5	121.44	85.7/17	91.5/43	81.25/16.5	85.5/24.5	83.5/33	84.75/14	95.95/39	130	339.93
237	(26)	22	Kate Catterson - Doherty Petri : USA, UK and Ireland	MW	95/23	81.5/37	79/39	81/0.99	72/0.87	89.5/47	97/50	146.99	86.75/0.99	92.5/29.5	93.75/35.5	88/15.5	79.25/2	75/0.9	80.75/0.92	48.91	89.9/27	89.5/37	86.75/37	84.5/20	79/23	84/9	95.5/36.5	143.5	339.4
244	(23)	23	Amber Curran - Fegan Academy : Cuige Laighean, Eire	MW	96.8/41	80.8/32.5	86/100	87.25/13	83.5/16.5	74.0/0.98	90/25.5	128.5	84/0.96	88.75/0.98	87.75/0.99	88.5/23.5	81.6/36	82.5/22	90.5/32.5	79.98	90/28	87/26.5	93/60	84/17.5	65/4	86/24.5	89/17	113.5	321.98
152	(33)	24	Madeleine Cabral - Southern Academy : Southern Region, USA	MW	89.1/0.97	87/56	77.5/38	83.5/1.33	74.5/0.9	82/23	94/35	98.3	92/44	89.75/1	87.75/0.99	83/0.96	79/1	79/0.97	89.75/26.5	30.46	90.8/31	87.25/28.5	88.5/41	91/39	86.25/38	88.5/60	89.5/18	177.5	306.26
278	(29)	25	Bethany Preshur - Doherty Petri : USA, UK and Ireland	MW	97.3/45	79.2/21	76/29.5	91.75/32.5	81.25/0.98	73.2/0.95	80.25/0.98	84.96	90.75/28.5	89.5/0.99	96.75/53	87.25/8	80.8/19	80.75/0.99	88.5/11.5	67.99	85.8/18	92/45	81/15	89/37	83.25/31.5	85.5/21	95.5/36.5	144	296.95
271	(16)	26	Ána Grimes - David Moore : Cuige Uladh, Eire	MW	95.8/31	66.5/0.96	72/1	93/36	87/35	84.5/34	85.75/4	105	87.75/2.5	94/36	94.25/38.5	86/0.99	80.85/20	82.75/26.5	91/34.5	119.5	85/14	88/33.5	82.75/24	80/3	67/8	83/4	90.75/19	69	293.5
276	(17)	27	Ciarra Sabine - Glendarragh : Midlands Region, England/Wa	R	96.5/38	80.2/27	76/29.5	91.25/29.5	83.25/13.5	85.5/35	97.75/56	159	88.25/7.5	92.75/31	81/0.94	89/28	78.5/0.99	81.75/13	88.75/13.5	62.99	84.8/13	84/11.5	83.75/29	82/8	74/13	84.5/12	91.25/21	70.5	292.49
178	(31)	28	Kate Gardella - Hughes-Farrelly : Mid America Region, USA	R	93.6/10	76.75/4	63/0.89	92.5/35	83.75/18.5	88.25/43	91/29	96.5	80/0.89	85/0.94	87.25/0.99	83/0.96	88/60	82/18.5	89/16	37.39	92.2/39	87.75/31.5	85.75/35	83/13	83.75/34	87.5/48.5	78.5/2	152.5	286.39
243	(38)	29	Caoimhe McGuigan - Keady-Upton : Western Australia	R	88.5/0.97	74.2/0.99	71/0.99	89/18.5	82/1	76.25/0.99	88.5/19.5	22.46	85/0.97	96.25/54.5	74.5/0.87	89/28	77.9/0.98	80.75/0.99	95/56	85.44	91.5/34	85.25/15.5	80/43	92/46	87.25/41	86.5/30.5	93.6/26	174.5	282.41
174	(32)	30	Sydney Illsley - Turley Duggan : Midlands Region, England/Wales	R	91.3/0.98	73.25/0.99	72.5/1	81/5.5	87.5/36	72.25/0.94	89/22.5	31.97	92/44	88.75/0.98	87/0.98	89.25/32	80.75/18	81.75/13	91.4/36	99.98	91.8/36	83/6	82.5/23	92/50	77/16	86.75/34	93.5/25	134	265.95
301	(21)	31	Clodagh McMenamin - Taylor : Cuige Uldah, Eire	R	95.3/26	65.75/0.95	82/56.33	81.5/0.99	85.25/30	74.2/0.97	84.75/1	58.96	91/31.5	92.5/29.5	94/37	88.75/23.5	78/0.98	83.75/35	91.5/37.5	156.5	75.4/2	84.5/14	78.75/6	81.5/7	77.5/17.5	82.5/3	86.5/13	43	258.46
213	(34)	32	Clodagh Nugent - McCole : Cuige Chonnacht, Eire	R	93.9/13	80.5/30	73.5/5.5	60/1.13	92.5/53	78.25/8	79	87.25/1	93.5/34	89.25/10.5	85/0.98	72.25/0.91	86.5/43	80.5/0.92	47.39	89.1/25	86/22.5	79/7.5	84.75/22	78.75/22	86.25/27	94.1/30	118.5	244.89	
163	(40)	33	Peyton Schroter - Mattierin : Western Region, Canada	R	85.1/0.92	79.5/23	75/20	78.5/0.98	72.5/4.94	72.2/0.93	93.5/34	49.85	84/0.96	84.5/0.94	89/7	88.75/23.5	80.3/0.99	85.25/0.99	33.44	92.7/45	87.75/31.5	91/47	85.5/24.5	78.5/21	87/37.5	82/5	159.5	242.79	
191	(35)	34	Mary Conway - McGahan Lees : Southern Region, England	R	93/1	72.75/0.98	76/29.5	76.5/0.98	82.75/6	80.75/16	80.5/0.98	24.96	85/0.97	92.25/27.5	80.75/22	88.5/15	81.4/31.5	87.5/46	80/0.91	97.47	90.5/30	83.75/10	80.75/13.5	82.5/10	83.25/31.5	86.25/27	95.75/38	112	234.

Oireachtas Rince na Cruinne 2018

Final Result for Competition 30 : Girls 13 - 14


Notes: MW = World Medal winner : R = Recaller : Score = Judges marks : IP = Irish Points (Grid Score) : FTC = Failed To Complete : * All Totals exclude High and Low scores

Card	Position @ recall	Final Place	Name/School	Status	ROUND 1 : Score/IP										ROUND 2 : Score/IP										ROUND 3 : Score/IP										3rd Round Total (IP) *	TOTAL IP *
					59.5/0.93	76/29.5	75.5/0.97	77.5/0.93	50/0.86	81.75/0.98	23.81	89.25/14	87.25/0.96	90.25/19	87/3.5	74/0.93	82/18.5	89.5/23.5	55.96	84.1/9	78/2	80.5/12	78/2	60/2	83.5/6	86/12	31	110.78								
273	(41)	49	Rachael Casey - Nolan-Bailey : Cuige Chonnacht, Eire	R	94.7/20	59.5/0.93	76/29.5	75.5/0.97	77.5/0.93	50/0.86	81.75/0.98	23.81	89.25/14	87.25/0.96	90.25/19	87/3.5	74/0.93	82/18.5	89.5/23.5	55.96	84.1/9	78/2	80.5/12	78/2	60/2	83.5/6	86/12	31	110.78							
148	(48)	50	Niki Edmonds - Butler-Fearon-O'Connor : Eastern Canada & Western USA	R	94.3/16	58/0.92	68.5/0.96	85.5/17	74.25/0.89	81.75/22	65/0.9	35.78	84/0.96	91.75/23	92.25/28.5	82.25/0.95	78/0.98	77.5/0.95	85.5/0.99	26.88	84.3/10.5	77/1	78.5/4.5	84/17.5	59/1	81.75/1	78/1	18	80.66							
270	(51)	51	Ella Keener - Heritage Irish Dance Company : Mid Atlantic		89/0.97	73.8/0.99	76/29.5	70/0.94	76.5/0.92	75.3/0.99	96.75/47	33.39	86.5/0.99	90.5/13	88.5/1.5	81/0.94	72.4/0.91	82.75/26.5	88.25/10	26.42										59.81						
235	(52)	52	Elly Spence - Inis Cara : Midlands Region, England/Wales		91.4/0.98	74.5/1	81/48.5	79/0.98	77.75/0.93	82.3/24	87.5/15	41.96	90/23.5	88/0.97	75.5/0.88	74.5/9	72/0.9	81/1.2	84.25/0.98	13.05										55.02						
184	(53)	53	Colleen Elizabeth Coelho - Doherty Petri : USA, UK and Ireland		96/33	64.75/0.95	64/0.91	86/10	76.25/0.93	77.5/4	96/43	48.88	82/0.92	90.25/9	86.5/0.98	83/0.96	76/0.95	78/0.95	83/0.96	4.8										53.68						
175	(54)	54	Sophie Myles - Butler-Fearon-O'Connor : Eastern Canada & Western USA		92.3/0.99	74.25/0.99	70/0.97	78.5/0.98	74.5/0.9	69.5/0.92	4.86	87.5/1	90/3.14	90.5/21	79/0.91	82.3/41	82/18.5	87/1.5	45.14											50						
200	(55)	55	Leigh Murphy - The Murphy Moore Academy : Cuige Chonnacht, Eire		94.5/18	69.75/0.97	71/0.99	74/0.96	72.25/0.88	67.9/0.88	74.5/0.94	4.74	81/0.91	91.5/21	77.5/0.9	82.5/0.95	81.25/29	71/0.88	89.25/20.5	44.26										49						
205	(56)	56	Allison Daly - Scoil Rince le Cheile : Eastern Region, Canada		85/0.92	77.5/9	70/0.97	63/0.91	75.25/0.91	89.75/50	91.5/30	41.8	79/1.89	79.5/0.9	77.75/0.9	84/0.97	73/0.92	81/1.2	85.75/0.99	4.98										46.79						
119	(57)	57	Erica Muscat - Butler-Fearon-O'Connor : Eastern Canada & Western USA		93.2/3.5	60/0.93	62.5/0.88	80/0.99	79.5/0.95	69.5/0.9	73/0.94	4.7	89.75/20	90.5/13	89/7	86.75/1	81.5/34	79/0.97	82/0.95	41.97										46.67						
254	(58)	58	Ciara Doherty - Matthews : Midlands Region, England/Wa		88.7/0.97	63.5/0.94	70/0.97	89.75/22	81.75/0.99	73.9/0.97	88.75/21	24.9	86.75/0.99	95.75/47	83.75/0.96	87.75/11.5	79/1	79.5/0.98	87.75/6.5	20.97										45.87						
173	(59)	59	Chika O'Flynn - Brooks : Southern Region, England		93.2/3.5	59/0.92	73/3	72/0.95	75/0.9	81.5/21	57/0.88	9.28	86/0.98	91.75/23	88.75/3.5	86.75/1	75.8/0.95	82.25/22	87.5/4.5	31.98										41.26						
125	(60)	60	Leah Feehan - Doherty Petri : USA, UK and Ireland		93.3/5.5	73/0.99	74/11	88/14.5	80.5/0.97	90/53	84.5/1	32.98	84/0.96	88.25/0.97	83.5/0.96	79/0.91	79.5/3.5	82.75/26.5	84.25/0.98	7.37										40.35						
166	(61)	61	Alexandra Ercolino - Lynn-O'Grady Quinlan : Southern Region, USA		87.1/0.95	57/0.91	70/0.97	69/1.13	75.25/0.91	78/5	62.5/0.9	4.87	91/31.5	83.25/0.93	85.5/0.97	90.5/45	76.2/0.96	76.75/0.93	83.75/0.97	35.33										40.2						
161	(62)	62	Scarlett Priebe - Ardán Academy : Mid America Region, USA		84.8/0.91	74/0.99	71/0.99	88.25/16	74.75/0.9	73/0.95	84/0.99	4.83	90.75/28.5	83.75/0.93	83/0.95	90/42	78/0.98	79/0.97	84/0.98	32.38										37.21						
117	(63)	63	Ambur Marshall - Sharon Taylor : Scotland		94.2/15	78/11	66/0.94	79/0.98	80/0.96	77/1	73.5/0.94	14.88	90/23.5	85/0.94	87/0.98	85.75/0.98	77.5/0.97	80.2/0.99	89.1/18	21.93										36.81						
259	(64)	64	Lucy Richardson - Healy-O'Donnell : North East Region, En		90.3/0.98	71.3/0.98	71/0.99	79/0.98	83/9.5	73.6/0.96	67.25/0.91	4.88	84/0.96	81.75/0.92	92/27	89/28	74.1/0.93	76/0.92	82.25/0.95	30.76										35.64						
247	(65)	65	Catalina Meneses - The Clark Academy : Mid America Regi		84.1/0.9	56/0.91	68.5/0.96	79/0.98	83/9.5	70/0.9	80/0.97	4.73	86.5/0.99	91.25/19.5	80.5/0.93	88.75/23.5	79.2/1	81.25/6.5	86/0.99	28.98										33.71						
212	(66)	66	Lila Stanton - Heavey Quinn : New England Region, USA		86/0.94	79.75/25	63/0.89	64/0.92	81/0.98	83.75/31	59/0.88	28.72	86.25/0.98	77.5/0.89	82.5/0.95	84.25/0.97	71.75/0.9	70/0.88	77.5/0.86	4.59										33.31						
239	(67)	67	Katie Foster - Tracey Taaffe : Cuige Uladh, Eire		92.6/1	69.25/0.97	64/0.91	74/0.96	81.75/0.99	70.2/0.9	78/0.96	4.79	84/0.96	91.75/23	91.75/26	85.25/0.98	71.4/0.9	78.25/0.96	86.75/1	26.89										31.68						
187	(68)	68	Megan Coleman - Coleman : Cuige Chonnacht, Eire		93.7/11	71.75/0.98	62/1.3	90.5/25.5	80.75/0.97	75.25/0.98	81.5/0.98	15.24	83/0.94	90.5/13	89.5/12.5	85/0.98	77/0.97	77/0.94	85/0.98	16.37										31.61						
182	(69)	69	Sara Shaw - Ni Chearra-O'Boalain : Cuige Uladh, Eire		95.1/24	69.5/0.97	75/20	84/3.5	74/0.89	69.75/0.9	78.5/0.96	26.33	84/0.96	78/0.89	90.25/19	76/0.89	72/0.9	72/0.88	81.5/0.94	4.58										30.91						
303	(70)	70	Keisha Donnelly - Taylor : Cuige Uladh, Eire		91.7/0.99	75.5/2	63/0.89	85/6.5	80/0.96	75.2/0.98	83.5/0.99	5.93	83/0.94	82/0.92	85.75/0.97	89.5/36	77.6/0.98	81.5/8.5	88.75/13.5	24.88										30.81						
165	(71)	71	Grace Swain - Celtic Steps : Mid America Region, USA		84/0.9	70.5/0.97	71/0.99	60/1.13	81/1.2	77.5/3	83.5/0.99	5.07	90/23.5	90/3.14	87.25/0.99	88.5/19.5	78.3/0.91	76.75/0.93	82.25/0.95	25.57										30.64						
253	(72)	72	Lucy Willis - The O'Faolain Academy : Mid America Region,		83.1/2.91	82.25/41	75/20	76/0.97	81.5/0.99	68.4/0.88	63/0.9	25.77	84/0.96	82.25/0.92	84/0.96	81/0.94	75.75/0.95	78/0.95	83.5/0.97	4.75										30.52						
300	(73)	73	Sophia Blickenstaff - McClanahan : Mid America Region, U		88.8/0.97	74.8/1	62.5/0.88	67/0.93	80.5/0.97	76.8/1	77.5/0.96	4.83	83/0.94	89.25/0.99	90.25/19	87/3.5	78.9/0.99	82/18.5	86.5/1	24.98										29.81						
129	(74)	74	Tamsyn Gorman - Richens/Timm : Western Region, USA		86.4/0.94	78.25/13	74/11	62/0.91	73.75/0.89	69.6/0.9	70/0.92	14.67	91/31.5	88/0.97	89.25/10.5	79/0.91	77.6/0.98	79.5/0.98	81/0.93	14.35										29.03						
246	(75)	75	Susan Keyes - Flynn O'Kane Academy : Cuige Mumhan, Eir		89.3/0.97	54.25/0.9	74/11	86/10	76.75/0.92	81.2/18	83.25/0.99	23.88	86/0.98	82.75/0.93	86.5/0.98	79.25/0.92	79/1	71/0.88	82.75/0.96	4.76										28.64						
215	(76)	76	Tilly Wilson - Turley Duggan : Midlands Region, England/Wales		92.5/0.99	80.25/0.88	70/0.97	83/1	83.25/13.5	74.1/0.97	85/1	4.94	85.5/0.98	89/0.99	89.75/14.5	88.5/19.5	78.75/0.99	78/0.95	87.5/4.5	21.95										26.89						
289	(77)	77	Ellie Schliedt - Beglan Academy : Mid America Region, USA		91.6/0.99	80.8/32.5	64/0.91	69.5/0.94	83.75/18.5	70.6/0.91	71.5/0.93	22.27	81/0.91	86/0.95	76.25/0.89	73/0.87	70/2.23	76/0.92	79.25/0.89	4.56										26.83						
130	(78)	78	Ella O'Connor - Gibbons-Farrell-Scariff : Cuige Chonnacht, Eire		94.1/14	59/0.92	62/1.3	76/0.97	81/0.98	72/0.93	69.5/0.92	5.11	82/0.92	86.25/0.96	75/0.88	86.25/0.99	81.1/25.5	76.25/0.93	89/16	19.79										24.9						
293	(79)	79	Emma Cullinan - Scoil Rince Saoirse : Mid Atlantic Region,		90.1/0.98	80.25/28.5	71.5/0.99	66/0.93	80/0.96	71.3/0.92	80.25/0.98	4.83	88.25/7.5	90.25/9	88/1	88.5/19.5	77/0.97	81/1.2	83.25/0.97	19.66										24.5						
286	(80)	80	Olivia O'Connor - Scoil Rince Ui Bhriain : Cuige Mumhan, E		84.3/0.9	67.5/0.96	70/0.97	82/1	80.25/0.97	73.10/95	76/0.95	4.8	88.75/10	88/0.97	85/0.97	88/15.5	78.3/0.99	80.75/0.99	87.75/6.5	19.45										24.26						
221	(81)	81	Catherine Tolan - O'Neill Geraghty : Cuige Laighean, Eire		92.9/1	72.8/0.99	73/3	87/12	76.25/0.92	68.8/0.89	88/16.5	17.9	85.75/0.98	87.75/0.97	76/0.89	86/0.99	78.25/0.99	83/29.5	85.5/0.99	4.91										22.81						
114	(82)	82	Delaney McKee - Heritage Irish Dance Company : Mid Atlantic Region, USA		93.1/1.5	76/3	62/1.3	81/0.9	79/0.95	79/11	87/12	17.75	83/0.94	89.5/0.99	73.25/0.87	81.25/0.94	74/0.93	79.75/0.98	81.75/0.94	4.73										22.48						
183	(83)	83	Connie Grant - McLaughlin : Scotland		96.1/34	61/0.93	68/0.95	75/0.97	79.25/0.95	79.75/12	70.5/0.93	15.8	81/0.91	83/0.93	90/16.5	78/0.9	71/0.89	74/0.9	82/0.95	4.58										20.39						
302	(84)	84	Rebecca Lockhart - Taylor : Cuige Uladh, Eire		92.7/1	56.75/0.91	67/0.95	91.75/32.5	81.5/0.99	76.3/0.99	79.25/0.97	4.89	84/0.96	88.5/0.98	78/0.91	87.75/11.5	78.1/0.99	81.75/13	85.25/0.99	15.41										20.3						
208	(85)	85	Erin Boyle - Clare Gallagher : Cuige Uladh, Eire		92.4/0.99	73.75/0.99	74/11	63/0.91	84.25/22.5	71.3/0.92	77.5/0.96	14.86	86/0.98	89.5/0.99	87.5/0.99	84.5/0.97	77.5/0.97	80/0.98	80.75/0.92	4.9										19.76						
108	(86)	86	Eibhlin Williams - O'Neill Geraghty : Cuige Laighean, Eire		90.5/0.98	66.2/0.96	74/11	67/0.93	82.25/1	80.25/14	82.25/0.98	14.92	84/0.96	87.75/0.97	87/0.98	87.25/8	74/0.93	79.25/0.98	78.75/0.88	4.81										19.73						
103	(87)	87	Riley Wilson - Doherty Petri : USA, UK and Ireland		83.2/0.88	77.8/10	81/48.5	76.5/0.98	78/0.94	67.4/0.87	72/0.93	13.73	80/0.89	87.5/0.97	93/32.5	83.25/0.96	69.8/0.87	81/1.2	82.5/0.95	4.97																

Oireachtas Rince na Cruinne 2018

Final Result for Competition 30 : Girls 13 - 14

Notes: MW = World Medal winner : R = Recaller : Score = Judges marks : IP = Irish Points (Grid Score) : FTC = Failed To Complete : * All Totals exclude High and Low scores

			Annette Doolan Kane	Anne Hall	Darren Maguire	Linda Martyn	Chris McPartland	Niall O'Leary	LuAnn O'Rourke Boyd	1st Round Total (IP) *	Charmaine Chase	Kerry Cooney-Nutley	Marie Duffy Pask	Liam Harney	Mary Kay Heneghan	Katie Maguire-McMorrow	Claire Usher-McMorrow	2nd Round total (IP) *	Esther Bromley	Siobhan Dorman	Denise Elebert	Pat Hall	Kathleen Keady Walsh	Kathleen Maguire-O'Shea	David Smith	3rd Round Total (IP) *	TOTAL IP *
Card	Position @ recall	Final Place	Name/School	Status	ROUND 1 : Score/IP						ROUND 2 : Score/IP						ROUND 3 : Score/IP										
240	(145)	145	Louise Fitzpatrick - McGahan Lees : Southern Region, England		85.8/0.93	63.25/0.94	68/0.95	61/0.9	75.5/0.91	74.5/0.98	67.5/0.91	4.65	83/0.94	75.25/0.87	78.25/0.91	83.25/0.96	74.25/0.94	77.75/0.95	80.5/0.92	4.65							9.29
264	(147)	145	Courtney Mayo - Lavin-Cassidy : Mid America Region, USA		82.8/0.87	58.5/0.92	72.5/1.1	62/0.91	79.75/0.96	77.3/2	60.5/0.89	4.68	80/0.89	83.25/0.99	80.5/0.93	71/0.86	73/0.92	77.25/0.94	82/0.95	4.61							9.29
295	(146)	145	Jaylynn Steppan - Brady Academy : Western Region, Canada		84.2/0.9	64/0.94	70/0.97	67.5/0.93	82/1	72.8/0.94	66.5/0.91	4.7	81/0.91	83/0.93	87/0.98	80/0.92	76/0.95	69/0.87	78/0.87	4.59							9.29
227	(148)	148	Maeve McCaul - Anne Burke : Cuige Mumhan, Eire		83.9/0.89	57.25/0.91	64/0.91	64/0.92	82.5/2.5	70.4/0.91	78.5/0.96	4.61	84/0.96	79.75/0.91	80.25/0.93	80.75/0.93	69.9/0.88	76.75/0.99	78.5/3.59	4.65							9.26
156	(149)	149	Katie O'Toole - Brady Academy : New England Region, USA		84.6/0.91	71.5/0.98	64/0.91	70/0.94	80/0.96	71/0.91	66.5/0.89	4.64	83/0.94	76.5/0.88	79/0.92	82.25/0.95	76/0.95	75/0.9	80/0.91	4.61							9.25
283	(150)	150	Gillian Smith - Baffa Academy : Southern Region, USA		84.2/0.9	50.75/0.89	69.5/0.97	69.5/0.94	79.75/0.96	66.5/0.91	4.65	86.75/0.99	86.75/0.96	82/0.95	77/0.89	72.6/0.91	69/0.87	77.25/0.86	4.58								9.23
143	(152)	151	Chloe Bennett - Celtic Steps : Western Region, USA		84.3/0.9	65/0.95	62/1.3	61/0.9	72/0.87	68.5/0.88	61/0.89	4.52	91.75/38.5	81.5/0.92	83/0.95	80.25/0.93	75/0.94	76.5/0.93	82/0.95	4.7							9.22
209	(151)	151	Malin Faux - Sweeney-McAvinchey Germany : Germany		85.9/0.93	78.75/16	64/0.91	60.5/0.89	81.25/0.98	74.3/0.97	71.5/0.93	4.73	80/0.89	81.5/0.92	76.5/0.9	78.5/0.91	70.3/0.88	68/0.87	82.25/0.95	4.5							9.22
284	(153)	151	Nora Brannegan - Sheean : New England Region, USA		82.1/0.86	54.5/0.9	65/0.92	62/0.91	77.25/0.93	73.2/0.95	75/0.95	4.61	84/0.96	80.75/0.91	80/0.92	82.25/0.95	73/0.92	74.25/0.9	78.25/0.87	4.6							9.22
180	(155)	154	Sophie Dart - McBrearty : New South Wales, Australia		87.2/0.95	46.5/0.87	62/1.3	60/1.13	71.5/0.87	67.6/0.87	74.5/0.94	4.76	75/0.86	77/0.89	82/0.95	75/0.88	70/2.23	67/0.87	78/0.87	4.45							9.21
216	(154)	154	Kaitlyn Hainey - Caroline Greene School : Scotland		83.1/2.91	46/0.87	65/0.92	60/1.13	73/0.88	71.6/0.92	54/0.87	4.73	83/0.94	79/0.9	78.75/0.91	73/0.87	69/0.86	70.25/4.94	77.75/0.87	4.49							9.21
146	(156)	156	Ciara Gray - Lorraine Duggan : Cuige Mumhan, Eire		85.5/0.93	53/0.9	66/0.94	60/1.13	76.5/0.92	67.3/0.87	62/0.89	4.57	84/0.96	80/0.91	81/0.94	75.25/0.88	74/0.93	80.2/0.99	79/0.88	4.61							9.19
177	(157)	157	Lucy Canavan - Scoil Rince Fingal : Cuige Laighean, Eire		86.8/0.95	42.5/0.86	62.5/0.88	75/0.97	78.75/0.95	68.6/0.88	54/0.87	4.53	75/0.86	81/0.91	84/0.96	87/3.5	78/0.98	76/0.92	79/0.88	4.66							9.18
224	(159)	158	Hannah Canty - McGahan Lees : Southern Region, England		82.8/0.87	46.25/0.87	62/1.3	60/1.13	70.5/0.87	72.7/0.94	52/0.86	4.67	80/0.89	80.25/0.91	83/0.95	74/0.87	68.5/0.86	78/0.95	77.75/0.87	4.5							9.17
241	(158)	158	Anna Hall - McFadden Academy : New England Region, USA		91.1/0.98	55/0.9	68/0.95	60/1.13	76.25/0.92	73.2/0.95	63/0.9	4.71	79.5/0.88	75.25/0.87	74.5/0.87	74.25/0.88	74.3/0.94	74/0.9	78.5/3.59	4.47							9.17
189	(161)	160	Dallan Barr - Claddagh : Western Region, USA		86.7/0.95	65.25/0.95	63/0.89	80.5/0.99	78.25/0.94	71.1/0.92	54/0.87	4.64	75/0.86	80/0.91	81.5/0.94	81/0.94	69/0.86	76/0.92	79.5/0.9	4.52							9.16
218	(160)	160	Kate Benade - Claddagh : Western Region, USA		86.2/0.94	57.25/0.91	62/1.3	71.5/0.99	78.25/0.94	72.6/0.92	68/0.92	4.66	84/0.96	76.75/0.88	77.25/0.9	72.5/0.87	70/2.23	68.25/0.87	79.5/0.9	4.51							9.16
262	(162)	162	Andrea Dick - Cornell : Eastern Region, Canada		82.4/0.86	49/0.88	76/29.5	71.5/0.95	79.25/0.95	69.7/0.9	50/0.86	4.54	81/0.91	75.5/0.88	90/16.5	80/0.92	72.3/0.91	76.5/0.93	81.75/0.94	4.61							9.15
168	(164)	163	Kiera Wilson - Rochester Academy : Mid Atlantic Region, USA		88.3/0.96	46/0.87	65/0.92	71/0.95	73/0.88	67.8/0.87	56/0.87	4.5	83/0.94	84.25/0.94	87/0.98	77/0.89	76.4/0.96	73/0.89	80/0.91	4.61							9.14
268	(163)	163	Bridget Adams - Teelin School : Southern Region, USA		82.1/0.86	64.5/0.95	62/1.3	74.5/0.97	68.5/0.86	74.4/0.98	71.25/0.93	4.68	80/0.89	76.25/0.88	74.25/0.87	79/0.91	70.8/0.88	75/0.9	79.5/0.9	4.46							9.14
219	(165)	165	Sabrina Mills - Ardan Academy : Mid America Region, USA		82.9/0.87	64.25/0.95	62/1.3	72/0.95	76/0.91	68.1/0.88	78/0.96	4.65	79/1.89	74/0.87	78/0.91	75/0.88	74.5/0.94	70.75/0.87	79.25/0.89	4.49							9.13
290	(166)	165	Molly Collins - Butler-Fearon-O'Connor : Eastern Canada &		83.2/0.88	68.2/0.96	65/0.92	69/0.94	72.25/0.88	69.1/0.89	78.75/0.97	4.6	84/0.96	77/0.89	76/0.89	77.25/0.9	76.5/0.96	74/0.9	79.75/0.9	4.54							9.13
149	(167)	167	Siobhan Reilly - McLaughlin : Scotland		84.5/0.91	49/0.88	66/0.94	60/1.08	75/0.98	60.5/0.87	4.59	86/0.98	75.5/0.88	79/0.92	78/0.9	75/0.94	74/0.9	78/0.87	4.53								9.12
288	(168)	167	Maisie Lambert-Neale - King : North West Region, England		82.4/0.86	52.5/0.89	66/0.94	67/0.93	81/0.98	71.6/0.92	62/0.89	4.58	83/0.94	81.25/0.92	76/0.89	77/0.89	71/0.89	78.5/0.96	80/0.91	4.54							9.12
113	(169)	169	Alice Guzi - Inishfree : New England Region, USA		85.1/0.92	62/0.94	61/0.86	60/1.13	75/0.9	70/0.9	63/0.9	4.56	81/0.91	79/0.9	73.75/0.87	80.75/0.93	75/0.94	77/0.94	78.25/0.87	4.55							9.11
199	(170)	170	Sarah Cummins - O'Neill Geraghty : Cuige Laighean, Eire		84.8/0.91	52/0.89	63/0.89	62/0.91	76.25/0.92	76.5/0.99	86/6	4.62	78/0.87	79/0.9	81.25/0.94	74/0.87	72.5/0.91	64/0.86	80.25/0.91	4.47							9.09
170	(171)	171	Zoe Elliott - Melbourne Academy : Victoria, Australia		83.8/0.89	51.25/0.89	62/1.3	72.5/0.96	69/0.86	62/0.86	55/0.87	4.47	80/0.89	79.5/0.9	87.5/0.99	78.5/0.91	75/0.94	75.25/0.91	81/0.93	4.59							9.09
210	(173)	171	Meredith Bradley - Southern Academy : Southern Region, USA		83.5/0.89	53.25/0.9	62.5/0.88	60/1.13	80.5/0.97	72.3/0.94	65.5/0.91	4.6	83/0.94	76.5/0.88	82.5/0.95	73/0.87	71/0.89	69/0.87	78.75/0.88	4.46							9.06
263	(172)	171	Mia Carlin - Brady Academy : Western Region, Canada		82.9/0.87	55.25/0.91	64.5/0.92	60/1.13	65/0.86	73.7/0.96	62.5/0.9	4.55	78/0.87	73.75/0.87	82.75/0.95	86.75/1.1	71.2/0.89	73/0.89	80/0.91	4.51							9.06
121	(176)	174	Ashleigh Neiland - Williams : Queensland, Australia		86/0.94	45/0.86	59/0.86	60/1.13	73.5/0.89	68/0.88	55/0.87	4.43	81/0.91	82.5/0.92	79/0.92	81.25/0.94	70/2.23	76/0.92	79/0.88	4.61							9.04
203	(177)	174	Julia Peters - Carle : Mid Atlantic Region, USA		87.5/0.95	58.25/0.92	69.5/0.97	61/0.9	77/0.92	69.3/0.89	64/0.9	4.6	80/0.89	74.5/0.87	76.5/0.9	75/0.88	71.25/0.89	73/0.89	79.25/0.89	4.44							9.04
223	(174)	174	Holly Coulson - O'Connor Academy : North West Region, England		84.1/0.9	48.25/0.88	64/0.91	80.25/0.99	73.5/0.89	71.2/0.92	61/0.89	4.5	79.75/0.89	83.5/0.93	81/0.94	72.25/0.86	71.3/0.89	78.75/0.96	79.75/0.9	4.55							9.04
297	(175)	174	Emma Presti - Inis Cairde : Southern Region, USA		88.2/0.96	47.5/0.87	64/0.91	61/0.9	77.25/0.93	68.6/0.88	70/0.92	4.54	82/0.92	74.5/0.87	83/0.95	81/0.94	69.6/0.87	73.75/0.89	79/0.88	4.5							9.04
176	(178)	178	Stella Ashlye - Trinity Studio : Western Australia		86.5/0.94	45/0.86	62/1.3	61/0.9	71/0.87	67.2/0.87	52/0.86	4.44	76/0.87	78.75/0.89	86/0.97	75/0.88	71.5/0.9	79.75/0.98	81/0.93	4.58							9.02
225	(179)	178	Victoria Corcoran - Mulvihill-Lynch : Mid Atlantic Region, USA		83/0.88	58.25/0.92	64/0.91	60/1.13	75.25/0.91	71.9/0.93	62/0.89	4.56	81/0.91	74.75/0.87	80.75/0.93	78.25/0.91	71/0.89	73.25/0.89	78/0.87	4.46							9.02
214	(181)	180	Caroline Crossed - McDade-Cara : Mid Atlantic Region, USA		84.3/0.9	77.25/7.5	64/0.91	62/0.91	77/0.92	69.2/0.89	60/0.88	4.54	82/0.92	78.5/0.9	75/0.88	82/0.95	69.8/0.87	66/0.86	79.75/0.9	4.47							9.01
265	(182)	180	Erica Watson - Butler-Fearon-O'Connor : Eastern Canada &		85.4/0.92	57.75/0.92	70.5/0.98	64/0.92	78.25/0.94	68.9/0.89	59/0.88	4.59	76/0.87	73.25/0.86	78.75/0.91	81/0.94	70.5/0.88	66.5/0.86	79.5/0.9	4.42							9.01
277	(180)	180	Zoe Korovin - Miller : South Australia		82.8/0.87	48.5/0.88	63/0.89	69.5/0.94	74/0.89	72.95/0.95	65.5/0.91	4.51	80/0.89	76/0.88	82/0.95	78/0.9	71/0.89	77/0.94	79/0.88	4.5							9.01
197	(183)	183	Kaylee Legato - Legacy Irish Dance Academy : Southern Region, USA		83.0/0.89	58/0.92	64/0.91	60/1.13	71.75/0.88	76.75/0.99	68/0.92	4.62	77/0.87	76/0.88	77/0.9	72/0.86	69.25/0.87	67/0.87	79.75/0.9	4.38							9
238	(184)	183	Emily Bollhorst - Hurley : Southern Region, USA		84.1/0.9	62.25/0.94	66.5/0.94	60/1.13	71.75/0.87	72.4/0.94	56/0.87	4.59	86.5/0.99	77.75/0.89	75.75/0.88	73.25/0.87	69.7/0.87	73.25/0.89	77.5/0.86	4.4							9
234	(185)	185	Aoife Brogan - Yeates : Western Region, USA		82.5/0.87	52/0.89	67/0.95	61.5/0.91	76/0.91	73.8/0.97	65/0.9	4.56	78/0.87	73/0.86	75.5/0.88	77/0.89	69.75/0.87	76.25/0.93	80/0.91	4.42							8.99
145	(186)	186	Sofia Brantingham - O'Connor-Barton Irish Dance : Hong Kong		84.7/0.91	42/0.																					