



Oireachtas Rince na Cruinne 2023



Results for Competition 22 : Ladies 21 - 23

Adjudicators

Round 1

Tony Ferguson
Joseph Manning
P.J. McCafferty
Moira McMahon
Fiona Robinson

Round 2

Olive Burns-Crowley
Charmayne Dulle
Maureen Hegarty-Vogels
Carol Kelly-Pirsztuk
Vicki Paulin

Round 3

Daryl Goldes


Bronwyn Kelly
Imelda Keogh

Kerry Kelly-Oster
Alan Murphy

Oireachtas Rince na Cruinne 2023

Final Result for Competition 22 : Ladies 21 - 23

Notes: MW = World Medal winner : R = Recaller : Score = Judges marks : IP = Irish Points (Grid Score) : FTC = Failed To Complete : * All Totals exclude High and Low scores

				Tony Ferguson	Joseph Manning	P.J. McCafferty	Moirra McMahon	Fiona Robinson	1st Round Total (IP) *	Olive Burns-Crowley	Charmayne Dullea	Maureen Hegarty-Vogels	Carol Kelly-Pirszuk	Vicki Paulin	2nd Round total (IP) *	Daryl Goldes	Bronwyn Kelly	Kerry Kelly-Oster	Imelda Keogh	Alan Murphy	3rd Round Total (IP) *	TOTAL IP *	
Card	Position @ recall	Final Place	Name/School	Status	ROUND 1 : Score/IP					ROUND 2 : Score/IP					ROUND 3 : Score/IP								
726	(4)	1	Rachel Cummins Flynn O'Kane Academy : Cuige Chonnacht, Eire	MW	92/32.5	78.5/46	84.9/47	92.75/56	76.77/19	125.5	93.3/35	91/75	95.5/65	97.6/56	76/5	156	93.5/100	98.25/100	83.5/35	97/75	98.5/100	275	556.5
707	(1)	2	Annalise Carter AMDC : Southern Region, England	MW	94/54.5	78.5/46	88/75	94.5/100	82.75/100	229.5	94.4/56	90.2/53	89.95/50	96.5/32	82.2/24	135	90.75/53	97.8/65	86.75/56	93.5/56	98/75	177	541.5
721	(2)	3	Hannah Logar Whelan Academy : Western Region, USA	MW	93/42	82/60	89/100	83.5/25	78.75/38	140	94.1/47	89/43	97/100	98.4/75	81/17	165	91/56	98/75	79/27	97.5/100	97.25/56	187	492
713	(5)	4	Erin-Grace Cooke Hennigan Irish Dance : Southern Region, England	MW	92/32.5	77.1/35	85.9/56	94/75	82.5/75	166	94.2/50	90.5/56	88.95/29	95.85/23	79.3/9	102	92.5/65	94.9/53	88/75	96.5/65	97.75/65	195	463
730	(3)	5	Luisa Diaz Drake : Mexico	MW	95/62.5	77.3/37	78.3/24	89/36	82.25/65	135.5	93.7/38	92/100	89.1/34	98.2/65	91/53	156	90.5/50	89.8/31	87/60	92.5/43	94.5/39	132	423.5
719	(6)	6	Aisling Rose Brennan Cashel Academy : Mid America Region, USA	MW	92/32.5	74.3/13	84.5/45	80.75/18	78.15/32.5	83	93.9/42	80/17	96/75	98.6/100	92/60	177	86.5/36	94/50	84/37	90/30	88.25/23	103	363
746	(11)	7	Zenaida McKinney Fisher-McLeod : Western Region, USA	MW	91/24	77.5/38	72/9	88/34	80.5/53	96	94.8/75	87/37.5	89.3/37	96.05/26	91.5/56	130.5	86.75/37	89.1/27	86.5/53	92.8/50	95/43	130	356.5
725	(13)	8	Lauren Murray McConomy-Bradley-Doherty : Cuige Uladh, Eire	MW	96/75	76.8/32	82.5/36	91.5/47	79.75/45	128	92.5/23	79/15	87.7/6	97.4/48.5	90/47	85	90/45	92.75/43	92/100	88.5/27	96.75/50	138	351
718	(7)	9	Niamh Rogers Mulvenna Academy : Cuige Uladh, Eire	MW	93/42	86/100	70.7/7	93.5/65	80.25/50	157	93.8/39	82/21	95/60	95.8/22	86/33	94	84.5/30	90.3/35	82/31	93/53	93.75/33	99	350
708	(10)	10	Alana Hodgson Nadine Martin Academy : North West Region, England	MW	93/42	79.25/53	86.1/65	84.5/27	78.5/36	131	90.6/5.5	90.9/65	89.45/39	96.3/30	87.1/36	105	85.65/33	89/26	80.5/28	91.6/37	93.8/34	95	331
714	(12)	11	Sarah-Rose Sullivan Mulvenna Academy : Cuige Uladh, Eire	MW	95/62.5	85/75	83.1/38	92.5/53	76.3/14	153.5	93.6/37	87/37.5	88.45/18	95.35/16	80.9/16	71	85.5/32	97/60	78.25/26	92/39	90.75/28	99	323.5
740	(16)	12	Leah Carter Flynn O'Kane Academy : Cuige Mumhan, Eire	MW	89/12.5	77/34	69/3	86.5/31	78.25/34	77.5	92.6/24.5	89.7/47	89.05/32.5	94.4/8	94.5/75	104	87/38	92.8/45	77.5/25	95.5/60	97/53	136	317.5
732	(8)	13	Bebe Duffus Burke School of Irish Dance, OH : Mid America Region, USA	MW	86/5	78/41	82/35	86/30	82/60	106	94.9/100	89.5/45	89.85/45	97.5/53	88/41	143	83.5/25	85.75/20	72/19	89.5/29	87.25/21	66	315
729	(9)	14	Peyton Wade Celtic Academy : Mid America Region, USA	MW	96.5/100	76.9/33	83.7/41	90.25/41	74.75/5	115	92.3/20	88/39	89.9/47	97.3/44	94/65	130	79.25/21	85/19	77/24	87/25	87.5/22	67	312
704	(19)	15	Roisin McHale Cox : New South Wales, Australia	MW	90/17.5	84/65	73.5/12	88.5/35	77.65/27.5	80	92.6/24.5	88.5/41	88.75/25	97.4/48.5	82.7/26	92	90.25/47	90.9/36	82.75/33	92.7/47	94.75/41	124	296
736	(18)	16	Katherine Selness Clark Academy : Mid America Region, USA	R	88/9	78.25/43	78.5/25	90/39	76/12	76	92.8/27	85.7/32	89.05/32.5	96.8/37	89/45	101.5	86/35	95/56	85.5/47	86.5/24	94/35	117	294.5
702	(15)	17(T)	Jodie Clark Herlihy Burgoine : Southern Region, England	R	93/42	79/50	74.1/14	79.5/11.5	81.5/56	106	94.3/53	72/5	88.15/16	95.7/20.5	88.5/43	79.5	84.25/29	89.25/28	84.6/41	92.6/45	94.1/36	106	291.5
734	(14)	17(T)	Chloe Rae Williams McGough Academy : Mid Atlantic Region, USA	R	92/32.5	73.25/7	81.5/33	92/50	80/47	112.5	93.1/32.5	82.7/23	89/30.5	96/25	95/100	88	85/31	86.5/23	86/50	91/34	90.25/26	91	291.5
748	(23)	19	Meghan Haughey The Michaela Hinds Academy : Eastern Region, Canada	R	88/9	76.5/29	74.4/15	89.5/37	77/21	65	94/45	86.2/34	89/30.5	96.7/34.5	80.4/13	99	87.5/39	91.6/39	84.75/43	90.7/33	95.5/45	121	285

Oireachtas Rince na Cruinne 2023

Final Result for Competition 22 : Ladies 21 - 23

Notes: MW = World Medal winner : R = Recaller : Score = Judges marks : IP = Irish Points (Grid Score) : FTC = Failed To Complete : * All Totals exclude High and Low scores



			Tony Ferguson	Joseph Manning	P.J. McCafferty	Moirra McMahon	Fiona Robinson	1st Round Total (IP) *	Olive Burns-Crowley	Charmayne Dulleay	Maureen Hegarty-Vogels	Carol Kelly-Pirsztuk	Vicki Paulin	2nd Round total (IP) *	Daryl Goldes	Bronwyn Kelly	Kerry Kelly-Oster	Imelda Keogh	Alan Murphy	3rd Round Total (IP) *	TOTAL IP *		
Card	Position @ recall	Final Place	Name/School	Status	ROUND 1 : Score/IP				ROUND 2 : Score/IP				ROUND 3 : Score/IP										
722	(17)	20	Lucy McMahon Kavanagh Porter: USA and Ireland	R	92/32.5	76.2/26	79.9/28	85.5/29	76.65/17	83	93.5/36	86/33	87.9/10.5	97.15/39	83/29	98	88/41	89.5/29	85/45	89/28	92.75/31	101	282
701	(28)	21	Kari Barile Penk-O'Donnell : Western Region, USA	R	90/17.5	77.75/39	81.6/34	93/60	78/31	104	90/4	71/4	93/56	94.8/11	82.9/28	43	85.75/34	93/47	84.5/38.5	92.3/41	97.5/60	126.5	273.5
739	(20)	22	Orna Colton Mona Ni Rodaigh : Cuige Uladh, Eire	R	88/9	75/16	73/10	87.5/33	77.75/30	56	92.7/26	90/50	89.4/38	97.3/44	85.5/31	113	83.75/26	91.2/38	76.5/23	91.8/38	94.2/37	101	270
741	(32)	23	Fiona Reynolds Sue Fay Healy : Eastern Region, Canada	R	87/6.5	74.5/14	75/17	81/19	76.25/13	44	91.9/16	90.6/60	88.55/20.5	96.7/34.5	87/35	90	91.5/60	90.1/33	87.5/65	91.3/35	92.25/29	128	262
737	(27)	24	Leeta Geltser Kavanagh Porter: USA and Ireland	R	93.5/48.5	75.5/20	81/31	80/14.5	75.75/11	65.5	94.6/65	86.5/35.5	88.7/24	95.4/17	82.5/25	84.5	93/75	90/32	83/34	91.5/36	94.25/38	108	258
724	(30)	25	Mollie Nottage Maguire-O'Shea : Southern Region, England	R	90/17.5	76.6/30	78.6/26	77/3.5	75.55/10	53.5	92.9/28.5	86.5/35.5	89.6/41	93/3	82/22	86	89/43	91/37	84.5/38.5	87.5/26	93/32	107.5	247
703	(24)	26	Amelia Murphy Ceim Oir : Southern Region, England	R	91/24	76.75/31	83/37	85/28	77.35/26	85	93/30	84.9/28	88.1/14.5	94.3/7	87.5/39	72.5	84.15/28	86/21.5	81.5/30	90.3/31	90.1/25	83	240.5
711	(22)	27	Eva Noonan Corless Academy : Cuige Mumhan, Eire	R	91/24	80/56	85.5/53	84/26	78.15/32.5	111.5	91.7/13.5	83.3/25	88.85/27	94.6/9.5	80.8/15	53.5	80.5/22	87/24	81/29	86/23	90.5/27	74	239
728	(29)	28	Emer McGing O'Connor : Victoria, Australia	R	91/24	75.8/23	84/43	82.25/22	79.25/41	88	92.1/17	85.5/31	88.1/14.5	95.7/20.5	80.5/14	52	83/23	90.2/34	82.5/32	90.5/32	96/47	98	238
747	(25)	29	Lauren Daley Trainor : Southern Region, England	R	90/17.5	75.75/22	79/27	79/9.5	76.5/15	54.5	92.4/21.5	83.5/26.5	87.95/12	97.8/60	90.5/50	98	83.25/24	87.5/25	83.75/36	84.5/21	92.5/30	79	231.5
717	(21)	30	Alison McManus Sarah Clogher : Cuige Chonnacht, Eire	R	89/12.5	75.1/17	74.9/16	89.75/38	78.3/35	68	92.9/28.5	85/29	89.8/43	97.2/41	78/7	98.5	76/19	86/21.5	73/20	84/20	87/20	60	226.5
709	(26)	31	Bella Bravin Kavanagh Porter: USA and Ireland	R	92/32.5	75.3/19	80.5/30	82.5/23	77.65/27.5	80.5	91/7.5	78.5/14	88.55/20.5	96.75/36	87.4/38	70.5	84/27	92/41	76/22	83/19	90/24	73	224
716	(31)	32	Violet Terekhina Clann Kelly : Southern Region, USA	R	92/32.5	76.1/25	71.4/8	78.75/8	77.15/22.5	55.5	93.1/32.5	80.5/18	89.2/36	96.2/29	80/11	79.5	77.75/20	89.75/30	75/21	85/22	86.5/19	63	198
712	(33)	33	Róisín Kelly Atlantic Irish Dance Academy : Cuige Chonnacht, Eire		93.5/48.5	74.1/11	75.5/18	81.5/20	75.5/9	49	93.1/32.5	83.5/26.5	87.9/10.5	95.95/24	86.8/34	83							132
744	(34)	34	Christina O'Connor Cox : New South Wales, Australia		92/32.5	77.25/36	70.2/5	78/7	79.5/43	75.5	91.1/9	76/10	87.75/7	96.4/31	85.8/32	50							125.5
735	(35)	35	Melissa Pinson Wick : Western Region, USA		89/12.5	75.25/18	74/13	80/14.5	77.25/24.5	45.5	92.4/21.5	85.2/30	88.8/26	97/38	81.8/21	77.5							123
727	(36)	36	Megan Kaster Richens/Timm : Mid America Region, USA		94/54.5	73.5/8	83.5/39	90.5/43	75.35/8	90	91/7.5	79.5/16	87.8/8	94.2/6	81.3/18	31.5							121.5
723	(37)	37	Roisin McCabe DeNogla Academy : Mid Atlantic Region, USA		92/32.5	72.5/5	73.3/11	77.5/5.5	78.6/37	49	92.2/18.5	81/19.5	90/53	96.6/33	81.5/19	71.5							120.5
705	(38)	38	Julianna St-Pierre Finnegan : Eastern Region, Canada		91/24	74.75/15	85/50	80.5/17	76.6/16	57	91.5/11	74/7	88.65/23	96.15/28	87.2/37	62							119

Oireachtas Rince na Cruinne 2023

Final Result for Competition 22 : Ladies 21 - 23

Notes: MW = World Medal winner : R = Recaller : Score = Judges marks : IP = Irish Points (Grid Score) : FTC = Failed To Complete : * All Totals exclude High and Low scores


			Tony Ferguson	Joseph Manning	P.J. McCafferty	Moirra McMahon	Fiona Robinson	1st Round Total (IP) *	Olive Burns-Crowley	Charmayne Dullea	Maureen Hegarty-Vogels	Carol Kelly-Prisztuk	Vicki Paulin	2nd Round total (IP) *	Daryl Goldes	Bronwyn Kelly	Kerry Kelly-Oster	Imelda Keogh	Alan Murphy	3rd Round Total (IP) *	TOTAL IP *
Card	Position @ recall	Final Place	Name/School	Status	ROUND 1 : Score/IP					ROUND 2 : Score/IP					ROUND 3 : Score/IP						
733	(39)	39	Koral Smith The Academy : Mid America and Western Australia		85/4	72/3	80/29	82/21	79/39	54	93.1/32.5	82.5/22	88.9/28	94.6/9.5	80.2/12	62					116
710	(40)	40	Sarah Keefe Harney Pender Keady Academy : New England Region, USA		92/32.5	72.25/4	81.4/32	79.5/11.5	76.8/20	63.5	93.9/42	72.5/6	87.65/5	95.3/15	82.1/23	44					107.5
745	(41)	41	Margaret Rose Fitzpatrick Dillon-Gavin : Mid America Region, USA		89/12.5	76.25/27	77.5/22	79/9.5	77.25/24.5	59	91.7/13.5	83/24	87.6/4	96.1/27	79.5/10	47.5					106.5
720	(42)	42	Hayden-Grace Francis An Clar : Mid Atlantic Region, USA		90/17.5	76.3/28	76.5/20	79.75/13	77.7/29	65.5	94.5/60	70/3	88/13	95.6/19	70/3	35					100.5
742	(43)	43	Emer O Sullivan The John Lonergan Academy : Cuige Mumhan, Eire		90/17.5	73/6	77/21	91/45	74/3	44.5	91.8/15	81/19.5	89.15/35	95/12	81.6/20	54.5					99
731	(44)	44	Megan Bowditch Cara-Gael : Southern Region, England		87/6.5	76/24	78/23	87/32	75/6	53.5	91.6/12	78/13	88.6/22	93.8/4	79/8	33					86.5
706	(45)	45	Michaela Mason Walton : New South Wales, Australia		92.5/38	73.75/9	70.5/6	80.25/16	77.15/22.5	47.5	92.2/18.5	75/8.5	87.85/9	95.45/18	77/6	35.5					83
715	(46)	46	Katie Miskelly Teelin School : Southern Region, USA		91/24	75.6/21	75.7/19	77.5/5.5	74.5/4	45.5	91.2/10	77/12	88.5/19	95.2/14	72/4	36					81.5
743	(47)	47	Maria Maxwell Knock O'Hogan Irish Dance : Western Region, Canada		91/24	74.25/12	86/60	77/3.5	75.25/7	43	89.6/3	76.5/11	88.2/17	94/5	85.3/30	33					76
738	(48)	48	Hannah Dwyer Doherty Petri : USA and Ireland		84/3	74/10	70/4	83/24	76.75/18	32	90.6/5.5	75/8.5	87.5/3	95.1/13	82.8/27	27					59

Thank you for choosing www.feisresults.com

Oireachtas Rince na Cruinne 2023

Result for Qualifying Competition 22A : Ladies 21 - 23 - A


Number entered: 47 : Number danced: 42 : Number Recalled: 24 : IP = Irish Points (Grid Score) : * Total excludes High and Low scores : FTC = Failed To Complete

			ROUND 1					ROUND 2					
			Kristin Butke-Zagorski	Chris Carswell	Eileen McLaughlin	Kate O'Neill-Wosczyzna	Katie Stegeman	Julia Bell	Shealagh Hallissey	Orla McCafferty-Doherty	Janey McGardle-Ryan	Kieran Rogers	
			Rank	Entry	Name	Mark/IP	Mark/IP	Mark/IP	Mark/IP	Mark/IP	Mark/IP	Mark/IP	Mark/IP
1	555	Hannah Logar Whelan Academy : Western Region, USA	94/56	87.25/29	94/100	99.6/100	94/75	92/56	98.7/100	92/100	98/100	86.25/27.5	487.000
2	561	Lauren Murray McConomy-Bradley-Doherty : Cuige Uladh, Eire	95/60	88.7/100	91.75/53	99.5/75	89.2/39	95/75	98.6/75	89.2/39	96.5/75	89/50	388.000
3	535	Erin-Grace Cooke Hennigan Irish Dance : Southern Region, England	96.5/75	87.4/32.5	93/60	99.1/53	90.4/43	96/100	98.5/65	91/65	96/60	91/100	386.000
4	569	Luisa Diaz Drake : Mexico	97/100	88.1/50	93.25/65	99.4/65	93.4/65	91/53	97/43	89.5/45	96.25/65	89.75/60	353.000
5	545	Niamh Rogers Mulvenna Academy : Cuige Uladh, Eire	96/65	85.2/19.5	93.5/75	95.5/21	92/47	94/65	98/56	90.5/60	95/53	89.5/56	305.000
6	525	Alana Hodgson Nadine Martin Academy : North West Region, England	91.4/47	87.85/43	91.25/47	99.3/60	87.6/33	90.2/47	97.1/45	89.4/43	94.25/43	90.25/65	272.000
7	517	Roisin McHale Cox : New South Wales, Australia	91/43	88/47	91/45	98/38	95/100	90.4/50	96.1/32.5	89.25/41	93.75/41	88.75/47	264.000
8	577	Katherine Selness Clark Academy : Mid America Region, USA	91.5/50	88.15/53	89.5/38	98.8/47	92.6/53	89/41	96.7/38	88.6/33	89/22.5	87.1/34	255.000
9	589	Fiona Reynolds Sue Fay Healy : Eastern Region, Canada	88.4/27	87.15/27	88/34	96.5/30.5	92.8/56	89.4/43	97.5/53	91.5/75	95.5/56	89.25/53	253.500
10	599	Lauren Daley Trainor : Southern Region, England	90.2/36	87.75/38.5	90.5/43	97.9/37	88.4/36	88.8/39	96.9/41	89.8/50	87.75/17	90.5/75	241.500
11	579	Leeta Geltser Kavanagh Porter: USA and Ireland	91.2/45	87.75/38.5	88.75/36	98.1/39	85.2/25	90/45	97.2/47	88.3/31	94.75/50	87.2/35	240.500
12	573	Koral Smith The Academy : Mid America and Western Australia	90.6/39	88.5/75	89/37	96.2/27	92.4/50	80.2/27	97.4/50	88.5/32	93.5/38.5	88.25/43	239.500
13	585	Leah Carter Flynn O'Kane Academy : Cuige Mumhan, Eire	90.5/38	88.25/60	90.25/41	97.7/35	88.6/37	88.4/38	96.2/34	89.9/53	92.5/35	86.5/30.5	223.000
14	575	Melissa Pinson Wick : Western Region, USA	89.5/33.5	87.95/45	87.5/32	99.2/56	87.8/34	82/32	98.4/60	87.8/27	88.5/20	87.5/38	209.500

Oireachtas Rince na Cruinne 2023

Result for Qualifying Competition 22A : Ladies 21 - 23 - A


Number entered: 47 : Number danced: 42 : Number Recalled: 24 : IP = Irish Points (Grid Score) : * Total excludes High and Low scores : FTC = Failed To Complete

			ROUND 1					ROUND 2					
			Kristin Butke-Zagorski	Chris Carswell	Eileen McLaughlin	Kate O'Neill-Wosczyzna	Katie Stegeman	Julia Bell	Shealagh Hallissey	Orla McCafferty-Doherty	Janey McGardle-Ryan	Kieran Rogers	
Rank	Entry	Name	Mark/IP	Mark/IP	Mark/IP	Mark/IP	Mark/IP	Mark/IP	Mark/IP	Mark/IP	Mark/IP	Mark/IP	TOTAL IP *
15	531	Eva Noonan Corless Academy : Cuige Mumhan, Eire	87.6/23	87.65/36	91.5/50	96.3/28	91/45	88/37	95.8/30	89.75/47	89/22.5	87/33	209.000
16	509	Kari Barile Penk-O'Donnell : Western Region, USA	92/53	87/26	85/24	99/50	93/60	83.8/35	95.4/25	86.6/18.5	94.5/46	84.75/18	207.500
17	543	Alison McManus Sarah Clogher : Cuige Chonnacht, Eire	90.4/37	84.6/14	86.5/29	98.7/45	89/38	93/60	94.6/17	89/37	91.5/33	86.75/32	206.000
18	553	Hayden-Grace Francis An Clar : Mid Atlantic Region, USA	89.4/32	87.5/34	85.75/26	97/33	87.4/32	84/36	94.8/19	88.9/36	94.5/46	86/23.5	192.500
19	557	Roisin McCabe DeNogla Academy : Mid Atlantic Region, USA	89/30	87.2/28	92/56	94.9/15	86/27	79/22	95.7/28.5	89.1/38	93.5/38.5	88.5/45	190.000
20	597	Margaret Rose Fitzpatrick Dillon-Gavin : Mid America Region, USA	87.8/24	87.7/37	87.75/33	98.3/41	86.4/28	83/33	96.5/36	86.6/18.5	85/12.5	87.3/37	185.500
21	559	Mollie Nottage Maguire-O'Shea : Southern Region, England	89.5/33.5	88.3/65	87/30	95.7/23.5	87.2/31	81.6/31	96.4/35	86.2/15	90/27.5	86.1/25	178.000
22	565	Megan Kaster Richens/Timm : Mid America Region, USA	88.8/29	87.4/32.5	88.5/35	97.8/36	86.8/29	80/26	96/31	87/22	89/22.5	84/16	167.000
23	539	Katie Miskelly Teelin School : Southern Region, USA	87.2/21	88.2/56	83.75/19	97.4/34	85/24	75/12	94.5/16	88.75/34	93/37	87.25/36	165.000
24	519	Michaela Mason Walton : New South Wales, Australia	84.8/12	84.85/16	83/17	96/26	88/35	80.4/28	96.8/39	86.7/20	92.75/36	87.75/39	162.000
25	529	Emma Lauren Hewitson Wilson-Bryson-Dennis School : Eastern Region, Canada	90.8/41	87.35/31	85.5/25	96.5/30.5	82/19	81/30	94.4/14.5	90/56	85/12.5	86.5/30.5	161.500
26	521	Aoife Murphy Murray Academy : New England Region, USA	83.6/10	84.5/13	90/39	95.8/25	81/16	83.6/34	96.6/37	88.8/35	90.5/30	88/41	160.000
27	537	Olivia Ruggiero Gray School : New England Region, USA	90/35	86.5/24	82.75/16	94.7/14	89.6/41	80.6/29	95.6/27	88/28	91/31.5	83.5/15	159.000
28	581	Mackenzie LeBrun Wilson-Bryson-Dennis School : Eastern Region, Canada	86.8/19	87.6/35	87.25/31	98.4/43	78.8/10	79.4/23	95/21.5	87.25/24	88/18.5	86.4/29	153.500

Oireachtas Rince na Cruinne 2023

Result for Qualifying Competition 22A : Ladies 21 - 23 - A


Number entered: 47 : Number danced: 42 : Number Recalled: 24 : IP = Irish Points (Grid Score) : * Total excludes High and Low scores : FTC = Failed To Complete

			ROUND 1					ROUND 2					
			Kristin Butke-Zagorski	Chris Carswell	Eileen McLaughlin	Kate O'Neill-Wosczyzna	Katie Stegeman	Julia Bell	Shealagh Hallissey	Orla McCafferty-Doherty	Janey McGardle-Ryan	Kieran Rogers	
			Rank	Entry	Name	Mark/IP	Mark/IP	Mark/IP	Mark/IP	Mark/IP	Mark/IP	Mark/IP	Mark/IP
29	513	Eve Louise Holloran Sharon Taylor : Scotland	87/20	85/17	86/27.5	94/10	87/30	78.4/21	95.7/28.5	88.1/29	86.5/15	86.25/27.5	141.500
30	567	Tina Seghezzi Golding Academy : Mid Atlantic Region, USA	89.2/31	86.9/25	84/20	96.4/29	81.4/17	78.2/20	95/21.5	86.5/17	90/27.5	85.5/21	136.500
31	563	Grace McGinnity Rochester Academy : Mid Atlantic Region, USA	86.2/16	87.8/41	82.25/14	95.7/23.5	80.2/14	77.6/17	96.1/32.5	87.75/26	90.25/29	86.2/26	134.500
32	523	Brianna Kraft Steel : Western Region, Canada	86/15	85.75/22	84.75/23	95.2/18	85.6/26	79.6/24	95.1/23	85.8/9.5	89/22.5	86/23.5	132.000
33	533	Gabrielle Hanley-Leonard Cosgriff : Victoria, Australia	86.6/18	85.7/21	84.5/22	95.6/22	83/21	78/19	93/9	87.5/25	89.5/25.5	85/19	127.000
34	593	Lian Sheehy Ryan-Cummins Academy : Cuige Mumhan, Eire	86.4/17	87.3/30	86/27.5	96.8/32	79.4/12	77.4/16	95.2/24	85.9/11.5	87/16	85.25/20	126.500
35	591	Fiona O'Connor Blakey O'Brien : Western Region, Canada	85.6/14	84.75/15	84.25/21	94.6/13	80.6/15	79.8/25	93.2/10	86.75/21	91/31.5	85.75/22	112.000
36	541	Blair McKenzie Rising Tide : Eastern Region, Canada	88/25	85.1/18	82.5/15	95.3/19	80/13	76/13	95.5/26	86/13	92/34	83/14	105.000
37	527	Molly Stenning-Alexander Kavanagh : Western Australia	88.6/28	85.2/19.5	83.5/18	95/16	84/23	77/14	94.7/18	88.2/30	79.75/10	82/12	104.500
38	601	Savannah Principe Short : Eastern Region, Canada	87.4/22	84.4/12	82/13	95.1/17	83.4/22	77.2/15	94.4/14.5	86.25/16	84.5/11	82.25/13	94.500
39	549	Michaela Cosgrove Ardan Academy : Mid America Region, USA	88.2/26	86/23	79/11	94.4/12	82.6/20	74/10	94.1/12	86.1/14	88/18.5	81.75/11	92.000
40	515	Catrina Millet Declan McHale : Midlands Region, England/Wales	83/9	83.65/9	77/9	93.2/9	79/11	77.8/18	94.9/20	87.1/23	89.5/25.5	81/9	88.000
41	583	Abi Bunn Hennigan Irish Dance : Midlands Region, England/Wales	84/11	84.15/11	78/10	95.4/20	81.6/18	73/9	93.9/11	85.8/9.5	78/9	84.5/17	69.500
42	571	Sophie Aliwell Loughran : North West Region, England	85.2/13	84/10	81.5/12	94.2/11	78/9	74.6/11	94.3/13	85.9/11.5	86/14	81.5/10	68.500

Oireachtas Rince na Cruinne 2023

Result for Qualifying Competition 22B : Ladies 21 - 23 - B


Number entered: 47 : Number danced: 43 : Number Recalled: 24 : IP = Irish Points (Grid Score) : * Total excludes High and Low scores : FTC = Failed To Complete

			ROUND 1					ROUND 2					
			Julia Bell	Shealagh Hallissey	Orla McCafferty-Doherty	Janey McGardle-Ryan	Kieran Rogers	Kristin Butke-Zagorski	Chris Carswell	Eileen McLaughlin	Kate O'Neill-Wosczyzna	Katie Stegeman	
			Rank	Entry	Name	Mark/IP	Mark/IP	Mark/IP	Mark/IP	Mark/IP	Mark/IP	Mark/IP	Mark/IP
1	582	Orna Colton Mona Ni Rodaigh : Cuige Uladh, Eire	82.4/32	96.8/56	90/54.5	94.5/65	88.75/60	96/100	90/100	93.5/75	99.7/75	95.6/65	420.500
2	564	Rachel Cummins Flynn O'Kane Academy : Cuige Chonnacht, Eire	96.2/75	96.3/45	93/100	97.75/100	90/75	91.4/53	87.7/29.5	93/60	97.7/27	95.2/60	392.500
3	522	Annalise Carter AMDC : Southern Region, England	96/65	97.5/100	90/54.5	90.5/35	91/100	92.2/60	87.75/31.5	93.25/65	99/40	89.8/41	360.500
4	556	Lucy McMahon Kavanagh Porter: USA and Ireland	90/50	97/60	91.5/65	93.25/53	88.25/53	88.4/31	87.75/31.5	92/53	99.4/56	94.4/56	306.500
5	510	Jodie Clark Herlihy Burgoine : Southern Region, England	95/60	95.8/35.5	91/60	92/38.5	87/37	89.2/35	89.25/60	92.5/56	99.5/60	89.4/38	289.500
6	546	Aisling Rose Brennan Cashel Academy : Mid America Region, USA	97/100	95.9/37	89/39	90.25/34	87.5/43	93/75	89/56	89/37	98.2/33	97/100	287.000
7	572	Bebe Duffus Burke School of Irish Dance, OH : Mid America Region, USA	88.2/43	95.4/29	87.75/31	88/28.5	88/47	92/56	89.5/65	94/100	97.8/28.5	93.4/47	271.000
8	598	Zenaida McKinney Fisher-McLeod : Western Region, USA	87.8/41	95.7/33.5	88.9/38	92.25/42	89/65	90.4/45	88.05/39	91/50	99.9/100	88.8/35	255.000
8	602	Meghan Haughey The Michaela Hinds Academy : Eastern Region, Canada	82.6/33	96.4/47	89.4/43	92.75/47	88.1/50	88.6/32	89.75/75	89.75/41	95.7/15	93/45	255.000
10	538	Sarah-Rose Sullivan Mulvenna Academy : Cuige Uladh, Eire	92/53	97.1/65	92/75	91/36.5	87.75/45	90.5/47	87.4/23	87/26	97/21	89/36	248.000
11	574	Chloe Rae Williams McGough Academy : Mid Atlantic Region, USA	79/24	96/38.5	88.2/34	92.5/45	84.75/25	91/50	88.25/47	87.5/29	99.3/50	93.6/50	244.500
12	532	Róisín Kelly Atlantic Irish Dance Academy : Cuige Chonnacht, Eire	81/29	95.3/27	89.5/45	94/60	86.25/34	90/41	88.15/43	89.5/39	99/40	94/53	232.000
12	566	Emer McGing O'Connor : Victoria, Australia	89.4/47	96.2/43	88/32	93.5/56	87.1/38	89.9/39	87.9/36	88.75/36	97.3/24	88.2/32	232.000
14	594	Maria Maxwell Knock O'Hogan Irish Dance : Western Region, Canada	93/56	94.8/20	88.1/33	95.5/75	85.75/31	87.2/24	88.1/41	88/31.5	97.1/22	92.6/43	216.500

Oireachtas Rince na Cruinne 2023

Result for Qualifying Competition 22B : Ladies 21 - 23 - B


Number entered: 47 : Number danced: 43 : Number Recalled: 24 : IP = Irish Points (Grid Score) : * Total excludes High and Low scores : FTC = Failed To Complete

			ROUND 1					ROUND 2					
			Julia Bell	Shealagh Hallissey	Orla McCafferty-Doherty	Janey McGardle-Ryan	Kieran Rogers	Kristin Butke-Zagorski	Chris Carswell	Eileen McLaughlin	Kate O'Neill-Wosczyzna	Katie Stegeman	
			Rank	Entry	Name	Mark/IP	Mark/IP	Mark/IP	Mark/IP	Mark/IP	Mark/IP	Mark/IP	Mark/IP
15	592	Emer O Sullivan The John Lonergan Academy : Cuige Mumhan, Eire	82.8/34	97.4/75	89.7/47	88.25/30	86.1/33	92.4/65	87.8/33.5	90/43	97.4/25	85/18	215.500
16	568	Peyton Wade Celtic Academy : Mid America Region, USA	83/35	95.8/35.5	85.7/12	93/50	86.75/36	87.4/25	86.85/16	88.25/34	99.2/45	96/75	210.500
17	570	Megan Bowditch Cara-Gael : Southern Region, England	84.2/37	96.1/41	88.5/36	88.75/31.5	88.5/56	88.2/30	87.25/22	87.75/30	98/31	87.2/27	201.000
18	518	Julianna St-Pierre Finnegan : Eastern Region, Canada	89/45	94.3/16	89.75/50	90/33	84.5/24	87/23	88.2/45	87.1/27	99.25/47	86.2/22	197.000
19	514	Amelia Murphy Ceim Oir : Southern Region, England	86/39	96.5/50	87/25	81/15	86/32	90.2/43	87.05/19	90.75/47	96.4/19	89.2/37	195.000
20	580	Hannah Dwyer Doherty Petri : USA and Ireland	81.4/30	96.6/53	87.2/27	84.5/21	87.2/39	87.8/27	87.85/35	90.5/45	98.5/35	86.4/23	193.000
21	596	Christina O'Connor Cox : New South Wales, Australia	77.4/19	95.5/31.5	87.3/29	92/38.5	85.2/28	89.4/36	86.75/12.5	89.25/38	97.9/30	87.8/30	184.500
22	526	Bella Bravin Kavanagh Porter: USA and Ireland	84.4/38	94.7/19	87.25/28	86/24	82/14	89/34	86.8/14.5	88.1/33	99.35/53	89.6/39	177.000
23	540	Violet Terekhina Clann Kelly : Southern Region, USA	80.4/28	94/13.5	86.4/21	92.25/42	86.5/35	89.8/38	86.95/18	88.5/35	93.7/11	88.6/34	171.000
24	528	Sarah Keefe Harney Pender Keady Academy : New England Region, USA	80/26	94.1/15	87.5/30	88/28.5	85.5/30	88/28	88.5/53	82/12	98.6/36	86/21	169.500
25	584	Nova Rooney Kavanagh : Western Australia	76.8/16	96/38.5	88.25/35	88.75/31.5	85.1/27	89.6/37	87.55/26	85/21.5	97.5/26	83/16	167.000
26	550	Laura Walsh Corless Academy : Cuige Mumhan, Eire	80.2/27	95/23	88.75/37	87.25/26	85.25/29	85.6/16	88/38	84/19	98.7/37	81/14	154.000
27	562	Jill Stephen McElvogue Academy : North East Region, England	81.6/31	95.4/29	89.25/41	72/9	87.25/41	85.4/14	87.5/25	84.5/20	95/13	77/10	148.000
28	516	Aelish Kelly O'Connor : Victoria, Australia	76/14	95/23	86.25/18	79/12	84/22	88.1/29	87.45/24	88/31.5	98.1/32	87.4/28	142.500

Oireachtas Rince na Cruinne 2023

Result for Qualifying Competition 22B : Ladies 21 - 23 - B


Number entered: 47 : Number danced: 43 : Number Recalled: 24 : IP = Irish Points (Grid Score) : * Total excludes High and Low scores : FTC = Failed To Complete

			ROUND 1					ROUND 2					
			Julia Bell	Shealagh Hallissey	Orla McCafferty-Doherty	Janey McGardle-Ryan	Kieran Rogers	Kristin Butke-Zagorski	Chris Carswell	Eileen McLaughlin	Kate O'Neill-Wosczyzna	Katie Stegeman	
			Rank	Entry	Name	Mark/IP	Mark/IP	Mark/IP	Mark/IP	Mark/IP	Mark/IP	Mark/IP	Mark/IP
29	552	Teresa Oscilowski Coyle : Mid Atlantic Region, USA	76.6/15	93.8/11	85.5/10	83/18.5	82.25/16	86.4/20	88.3/50	85/21.5	99.6/65	86.6/24	137.500
30	588	Caoimhe O'Reilly Kavanagh Porter: USA and Ireland	78.6/23	95.2/25.5	86.7/23	76/11	83.25/20	86.2/19	86.9/17	86.5/25	97.8/28.5	86.8/25	135.000
31	560	Alahna Whitfield Brimhall Academy : Western Region, USA	77.2/18	93.6/10	86.75/24	83/18.5	85/26	88.8/33	87.7/29.5	83.25/17	95.5/14	87/26	133.000
32	512	Shay Rooney Connick Reid Academy : Southern Region, USA	78/21	95.4/29	86.5/22	80/13.5	83/19	85.5/15	87.6/27	87.25/28	96.9/20	85.6/19	128.000
33	590	Abigail Smith McGing : Mid America Region, USA	79.4/25	94/13.5	85.6/11	91/36.5	83.75/21	87.6/26	87.2/21	80.5/11	96.2/18	88.4/33	124.500
34	548	Emily Watson Fisher-McLeod : Western Region, USA	78.4/22	95.2/25.5	86.3/19	87.5/27	82.75/18	84.6/10	86.5/11	86/24	96/17	87.6/29	118.500
35	536	Megan Fearnley The Duffy Travis King Academy : North West Region, England	77/17	94.4/17	86/15.5	85.5/23	81.5/11	84/9	87.8/33.5	85.5/23	98.4/34	78/11	117.000
36	586	Shannon Kearney Triggle Academy : Southern Region, USA	75/13	95/23	86.35/20	75/10	81.6/12	85.8/17	87.95/37	82.25/13	99.1/43	84/17	116.000
37	520	Chapin Murphy Victoria School : Western Region, Canada	84/36	94.6/18	86/15.5	80/13.5	82.5/17	86.8/22	86.75/12.5	83.5/18	98.8/38	85.8/20	110.500
38	534	Gabrielle Gold Brosnan Academy : New South Wales, Australia	73/10	95.5/31.5	85.75/13	87/25	84.25/23	85/12	86.8/14.5	83/16	92.7/10	88/31	103.500
39	558	Jessica Lambert AMDC : Southern Region, England	77.6/20	94.9/21	87.1/26	85/22	82.1/15	85.2/13	87.1/20	78.5/9	94.2/12	80/13	101.000
40	544	Dana Parry Knock O'Hogan Irish Dance : Western Region, Canada	74/12	95.7/33.5	86.1/17	83/18.5	81.25/10	86/18	87.65/28	82.5/14	95.8/16	82/15	96.500
41	554	Ciara Crone Glendarragh : Midlands Region, England/Wales	73.6/11	93.9/12	85.25/9	82/16	81.75/13	86.6/21	86.4/10	82.75/15	97.2/23	79/12	84.000
42	578	Mollie Hancock Miller : South Australia	72/9	93.2/9	85.9/14	83/18.5	81/9	84.8/11	86.25/9	79/10	92.5/9	76/9	60.000

Oireachtas Rince na Cruinne 2023

Result for Qualifying Competition 22B : Ladies 21 - 23 - B

Number entered: 47 : Number danced: 43 : Number Recalled: 24 : IP = Irish Points (Grid Score) : * Total excludes High and Low scores : FTC = Failed To Complete

			ROUND 1					ROUND 2					
			Julia Bell	Shealagh Hallissey	Orla McCafferty-Doherty	Janey McGardle-Ryan	Kieran Rogers	Kristin Butke-Zagorski	Chris Carswell	Eileen McLaughlin	Kate O'Neill-Wosczyzna	Katie Stegeman	
			Rank	Entry	Name	Mark/IP	Mark/IP	Mark/IP	Mark/IP	Mark/IP	Mark/IP	Mark/IP	Mark/IP
43	600	Emily Gallagher Fagan : North East Region, England	71/8	82/8	85/8	66/8	77/8	83/8	83/8	75/8	92.3/8	74/8	48.000