



Oireachtas Rince na Cruinne 2023



Results for Competition 29 : Girls 14 - 15

Adjudicators

Round 1

**Tony Ferguson
Daryl Goldes
Kerry Kelly-Oster
P.J. McCafferty
Alan Murphy**

Round 2

**Maureen Hegarty-Vogels
Sarah-Jayne MacLavery
Joseph Manning
Kathleen McLaughlin-Giroux
Vicki Paulin**

Round 3

Ellen Boyle-Gibbons


**Olive Burns-Crowley
Charmayne Dulle**

**Francis Curley
Fiona Robinson**

Oireachtas Rince na Cruinne 2023

Final Result for Competition 29 : Girls 14 - 15

Notes: MW = World Medal winner : R = Recaller : Score = Judges marks : IP = Irish Points (Grid Score) : FTC = Failed To Complete : * All Totals exclude High and Low scores

																							
			Tony Ferguson	Daryl Goldes	Kerry Kelly-Oster	P.J. McCafferty	Alan Murphy	1st Round Total (IP) *	Maureen Hegarty-Vogels	Sarah-Jayne MacLavery	Joseph Manning	Kathleen McLaughlin-Giroux	Vicki Paulin	2nd Round total (IP) *	Ellen Boyle-Gibbons	Olive Burns-Crowley	Francis Curley	Charmayne Dullea	Fiona Robinson	3rd Round Total (IP) *	TOTAL IP *		
Card	Position @ recall	Final Place	Name/School	Status	ROUND 1 : Score/IP					ROUND 2 : Score/IP					ROUND 3 : Score/IP								
745	(1)	1	Mya Toal-Allen Doherty Petri : USA and Ireland	MW	91.25/75	92.75/75	84/75	92/100	98/100	250	93/65	99/65	79.25/43	98/100	86/100	230	97/100	95.2/65	96/75	93/100	85/100	275	755
714	(2)	2	Ceili Skelly Doherty Petri : USA and Ireland	MW	89/30.5	88.5/37	85/100	80.5/19	96.25/56	123.5	95/100	97.9/53	76.1/24	94.5/53	85.4/65	171	95/75	94.3/56	95.25/60	91/75	80/45	191	485.5
717	(3)	3	Bláithín Mohan Scoil Rince Clann McCaul : Cuige Uladh, Eire	MW	86/2.67	81.25/9	77.5/33	90/75	97/65	107	94/75	99.25/75	72.55/0.99	96.5/65	82.1/33	173	89/53	95.5/75	97/100	84.5/44	82/56	184	464
777	(4)	4	Nicole O'Connor Hession : Cuige Chonnacht, Eire	MW	83/0.99	93/100	81/53	85.5/38	96.5/60	151	89.1/31	99.5/100	78.1/35	92/41	81/31	107	89.5/56	95.7/100	90/37.5	90/65	80.5/50	171	429
756	(7)	5	Sheenagh McMorrow McMorrow : Cuige Chonnacht, Eire	MW	86/2.67	90/45	72/12	77/4.5	97.25/75	61.5	89.3/35	97.75/47	74.75/14	97/75	85.5/75	157	82/37	89.3/20	95.5/65	85/47	84.5/75	149	367.5
708	(5)	6	Ellie Pecor Rince Na Tiarna : Mid Atlantic Region, USA	MW	90/42.5	89.75/43	76.5/30	86.1/47	90.5/37	122.5	89.25/34	97.1/41	78.3/36	94/50	83.4/43	120	85/39	90.9/34	90.75/43	84.2/41	80.25/47	123	365.5
749	(9)	7	Lizzie Jane Shacklett McGough Academy : Mid Atlantic Region, USA	MW	88/19.5	90.75/50	73/17.5	85.9/43	91.4/43	105.5	89.4/37	98.5/60	73.5/1	89.25/22	82.5/36	95	94/65	93.9/50	91/45	87.3/56	77.5/26	151	351.5
726	(14)	8	Harper Good Lavin-Cassidy : Mid America Region, USA	MW	87/9.5	79.25/1	76.25/29	86.4/53	90.75/38	76.5	88/19	95/28	84/60	90/27	82/32	87	93/60	94.4/60	95/56	79.7/27	84.25/65	176	339.5
753	(6)	9	Emma Cronin Kiely-Walsh Academy : Cuige Mumhan, Eire	MW	87/9.5	88/35	75/26	72/0.98	94/50	70.5	89.7/47	98/56	82/50	96/60	79/23	153	78.25/31	93.8/47	91.5/47	82.5/35	77.25/24	113	336.5
770	(8)	10	Natalie Raff Hooley School : Mid Atlantic Region, USA	MW	89.5/35.5	86.5/32	77/31	82.1/23	85/12	86	86.9/1	97/39	89/100	93.5/47	83.2/41	127	87.5/47	93/39	82.25/9	83.5/38	78.65/36	113	326
780	(10)	11	Annasophia Harris Royal Academy : Southern Region, USA	MW	89/30.5	91/53	72.5/14.5	80.1/17	89.5/28	75.5	89.35/36	97.8/50	87/75	86.2/1	80.8/30	116	77.75/30	91.6/36	90.5/41	84/39	79.1/39	114	305.5
751	(12)	12	Jessica Davidson Doherty Petri : USA and Ireland	MW	90/42.5	88.75/38	80.25/45	71.5/0.98	94.25/53	125.5	87.2/6	94.5/26	73.75/4	90.25/29	77/8	40	76.25/16.5	92.9/38	93/53	86/50	79/38	126	291.5
724	(11)	13	Lauryn Coogan Curley Brennan : Cuige Laighean, Eire	MW	87/9.5	88.25/36	74.25/23	82.8/25	91.25/41	84	89.65/44	96.4/35	76.3/26	91.75/38	78.6/19	99	87/45	88/9	87/25	79.5/26	74.5/6	60	243
722	(24)	14	Keara Gill DeNogla Academy : Mid Atlantic Region, USA	MW	81/0.98	81.75/11	71.75/11	78.1/11	87/18	33	88.05/20	95.25/30.5	79.5/45	91/35	82.3/35	100.5	88/50	90.1/27.5	85/18	87.5/60	78/31	108.5	242
730	(15)	15	Abigail Schaub Short : Mid Atlantic Region, USA	MW	88/19.5	92/65	80.5/47	88/60	86.5/17	126.5	88.1/21	80/0.97	74/6	87.5/8.5	83/38	35.5	75.25/9	87.4/7	87.5/27.5	87/53	79.25/41	77.5	239.5
743	(17)	16	Leah Murphy Kiely-Walsh Academy : Cuige Mumhan, Eire	MW	91/62.5	77.75/0.99	77.25/32	85.1/36	89.9/33	101	89.5/38	97.5/45	70.25/0.98	89/20.5	72.5/0.99	59.49	76.75/22	93.6/45	83.25/12.5	82/33	76.5/18	73	233.49
723	(18)	17	Shannon Moran Onórach Mulhern Geraghty : USA & Ireland	MW	88/19.5	84.75/23	67.5/0.99	84.9/34	91/39	76.5	87.45/11	96.9/38	76.75/28	91.25/36	78.1/15	79	80/35	85/3	90/37.5	79.2/25	76.25/17	77	232.5
767	(23)	18	Ciarra McCarthy McGahan Lees : Southern Region, England	MW	88/19.5	90.5/47	82/60	79.5/15	89/26	92.5	85.35/0.98	96.75/36.5	75.5/20	89/20.5	70.3/0.99	41.49	75.4/10	93.1/41	89.5/35	79/24	78.8/37	96	229.99
772	(19)	19	Molly Rotter Doherty Petri : USA and Ireland	MW	82/0.98	87.5/34	66/0.99	76.5/1	90.25/36	35.99	90/60	93.75/23	75.75/22	90.75/33.5	85.3/60	116.5	76.4/18.5	89.6/23.5	86.75/24	80.5/29	77.8/29	76.5	228.99

Oireachtas Rince na Cruinne 2023

Final Result for Competition 29 : Girls 14 - 15

Notes: MW = World Medal winner : R = Recaller : Score = Judges marks : IP = Irish Points (Grid Score) : FTC = Failed To Complete : * All Totals exclude High and Low scores



Card	Position @ recall	Final Place	Name/School	Status	ROUND 1 : Score/IP					ROUND 2 : Score/IP					ROUND 3 : Score/IP					1st Round Total (IP) *	2nd Round total (IP) *	3rd Round Total (IP) *	TOTAL IP *
					Tony Ferguson	Daryl Goldes	Kerry Kelly-Oster	P.J. McCafferty	Alan Murphy	Maureen Hegarty-Vogels	Sarah-Jayne MacLavery	Joseph Manning	Kathleen McLaughlin-Giroux	Vicki Paulin	Ellen Boyle-Gibbons	Olive Burns-Crowley	Francis Curley	Charmayne Dullely	Fiona Robinson				
706	(27)	20	Ava Bradley Hession : Cuige Chonnacht, Eire	MW	80/0.97	85.5/27	76/28	73.2/0.99	85.5/14	41.99	89.8/50	95.25/30.5	72.9/0.99	90.4/30.5	79.2/24	85	78.5/32	90.6/32.5	90.25/39	83.2/37	76.75/20	101.5	228.49
759	(25)	21	Siofra Brady Hession : Cuige Chonnacht, Eire	MW	87/9.5	84/20	74/22	68/0.97	91.5/45	51.5	89.65/44	95.75/33	73.6/2	88.9/19	79.5/26	78	76.4/18.5	93.3/43	89/33	83/36	77.75/28	97	226.5
779	(21)	22	Claire Harrington Brady Academy : New England Region, USA	R	85/0.99	80.5/6	79.75/41	78/10	87.75/21	37	89.05/30	97.25/43	75.1/18	92.5/43	80.5/29	102	85.5/41	87.7/8	89.25/34	75.5/15	78.4/34	83	222
702	(22)	23	Aisling Reynolds McGrath Morgan Academy : Southern Region, USA	R	86/2.67	79.5/1	79/37	84/30	87.5/20	52.67	89.9/56	84.75/0.99	74.3/10	91.5/37	82.7/37	84	79.5/34	90.4/30.5	89.75/36	77.5/20	74.3/5	84.5	221.17
765	(13)	24	Aurora Murray Connick Reid Academy : Southern Region, USA	R	88.5/26.5	91.5/60	83/65	84.5/33	88.75/25	119.5	89/29	82.5/0.99	79.75/47	82.5/0.98	78.2/16	45.99	76.6/21	90.3/29	81.75/7	78.5/23	73.5/1	51	216.49
703	(20)	25	Andreea Mihai Casey O'Loughlin : Western Region, Canada	R	91/62.5	91.25/56	66.5/0.99	76.6/2	90/34	92	89.15/32	93/22	74.6/13	88.2/13	77.8/12	48	72.2/1	89.3/20	87.5/27.5	81.9/32	77.3/25	72.5	212.5
718	(41)	26	Josephine Mallen Kelly Hendry : North East Region, England	R	88/19.5	84.25/21	58/0.97	75.8/1	79.5/0.99	21.49	87.05/1.5	92.5/21	72.1/0.99	91.95/39	79.3/25	47.5	79/33	94.2/53	92/50	80/28	83.25/60	136	204.99
725	(15)	27	Olivia Omar Brooks : Southern Region, England	R	91.5/100	82.25/13	78/35	85.8/41	77/0.99	89	88.85/27	96.33/34	75.01/17	89.6/24	78.9/22	73	75.5/11	83.1/1	88/30	74/12	73.75/1	24	186
742	(26)	28	Sienna shehill Celtic Hearts : Southern Region, England	R	89/30.5	86.25/31	69.25/1	77.6/8	90.1/35	69.5	88.8/26	95.5/32	71.25/0.98	93/45	69.5/0.98	58.98	76.25/16.5	89.2/17.5	81/4	78/22	78.5/35	56	184.48
732	(32)	29	Abi Larkin Doherty Petri : USA and Ireland	R	90/42.5	78.3/0.99	80.75/50	71.1/0.98	93.5/47	90.49	87.15/5	88/3	69/0.97	90.5/32	70.5/0.99	8.99	76.5/20	90.4/30.5	86.5/23	81/30	76/15	73	172.48
719	(28)	30	Samara Kalis Drake : Mexico	Aisling	84/0.99	77.5/0.99	73.5/20.5	84.4/32	86/15	36.49	86.05/0.99	92.1/18.5	78.6/38	90.2/28	84.5/53	84.5	75/6	89.2/17.5	83/11	75/14	77/22	42.5	163.49
758	(37)	31	Orlaith Lyons McQuade : Scotland	R	88/19.5	79.75/2	69/1	86/45	81/1	22.5	89.2/33	85/0.99	75.25/19	88.75/18	78/14	51	76.9/24	90.6/32.5	88.5/32	82.3/34	74.8/10	88.5	162
705	(38)	32	Chloe Bosma Murray Academy : New England Region, USA	R	90/42.5	83/16	77.75/34	72.8/0.98	85.25/13	63	86.8/1	87.75/2	74.2/7.5	85.6/1	83.1/39	10.5	77.4/28	89.8/25	87.25/26	77.9/21	78.1/32	79	152.5
733	(30)	33	Charlotte Wolfe Cass-Barrington : Southern Region, USA	R	83/0.99	85.75/28	68.5/1	83.5/27	82.5/4	32	88.55/23	89.75/11	86/65	82/0.98	84/50	84	84.5/38	88.3/11	82/8	69/5.5	74.25/4	24.5	140.5
739	(31)	34	Orla Greene Hession : Cuige Chonnacht, Eire	R	90/42.5	80.75/7	79.5/39	82/22	88.25/23	84	86.7/0.99	92.25/20	79/41	84/0.99	75/1	21.99	75.2/8	89.5/22	79/1	74.5/13	75/11	32	137.99
729	(35)	35	Grace Valentine O'Neill Blake : Cuige Laighean, Eire	R	89/30.5	82.75/15	73.25/19	76.7/3	89.8/32	64.5	87.4/10	89.5/10	73/0.99	86.25/1	80/28	21	76/15	89.1/16	86/21	72/11	81/53	52	137.5
754	(36)	36	Natalie Petkovich Brosnan Academy : New South Wales, Australia	R	85/0.99	85/25	65/0.98	75/1	70/0.97	2.97	89.6/41	94/24	78.5/37	88.25/14	76/3	75	86/43	91.4/35	84/16	70/7.5	74.1/3	58.5	136.47
721	(34)	37	Mollie Lahiffe Scoil Uí Ruairc : Cuige Mumhan, Eire	R	85/0.99	75.5/0.98	70.5/6	81/21	87.25/19	25.99	88.4/22	96.75/36.5	77.75/33	87.3/7	73.7/1	62	74/1	89.3/20	83.5/14	77/19	75.5/13	46	133.99
713	(33)	38	Ella Rooney Cowhite Ryan McCole : Cuige Chonnacht, Eire	R	86/2.67	80.25/5	78.5/36	72.9/0.99	89.6/29	36.67	88.9/28	92.1/18.5	73.74/3	89.65/25	77.7/11	54.5	75.8/13	88.5/12	83.75/15	68/1	76.8/21	40	131.17

Oireachtas Rince na Cruinne 2023

Final Result for Competition 29 : Girls 14 - 15

Notes: MW = World Medal winner : R = Recaller : Score = Judges marks : IP = Irish Points (Grid Score) : FTC = Failed To Complete : * All Totals exclude High and Low scores



			Tony Ferguson	Daryl Goldes	Kerry Kelly-Oster	P.J. McCafferty	Alan Murphy	1st Round Total (IP) *	Maureen Hegarty-Vogels	Sarah-Jayne MacLaverty	Joseph Manning	Kathleen McLaughlin-Giroux	Vicki Paulin	2nd Round total (IP) *	Ellen Boyle-Gibbons	Olive Burns-Crowley	Francis Curley	Charmayne Dullely	Fiona Robinson	3rd Round Total (IP) *	TOTAL IP *		
Card	Position @ recall	Final Place	Name/School	Status	ROUND 1 : Score/IP				ROUND 2 : Score/IP				ROUND 3 : Score/IP										
771	(29)	39	Sofia Jones Clan Rince : Western Region, USA	R	81/0.98	89/39	73.5/20.5	83/26	74/0.98	47.48	88.6/24	94.75/27	78.75/39	83.25/0.99	78.7/20	71	74.6/2	83.2/1	81.25/5	70.5/9	73.3/1	8	126.48
776	(50)	40	Ebony Nasim Caroline Greene School : Scotland	R	89.25/34	81/8	57/0.97	74.5/0.99	76/0.98	9.98	89.55/39	81.75/0.98	69.75/0.98	87.8/11	79.7/27	38.98	77.5/29	89.6/23.5	88.25/31	76/17	77.1/23	75.5	124.46
773	(43)	41	Chelsea O'Connor Rea O'Connor Kennedy : Western Region, USA	R	88.5/26.5	84.5/22	75.5/27	77/4.5	83.25/7	55.5	84.85/0.98	87.5/1	76.5/27	86.75/3	71.3/0.99	4.99	75.9/14	90.1/27.5	80.75/3	70/7.5	79.5/43	49	109.49
711	(46)	42	Sara Decriscio Triggie Academy : Southern Region, USA	R	88/19.5	83.75/19	63.5/0.98	70.3/0.97	75.5/0.98	20.96	87.85/16	95.1/29	73.49/1	82.75/0.98	78.3/17	34	74.8/5	88.6/13	86.25/22	76.5/18	77.9/30	53	107.96
775	(48)	43	Kitty-Rose Greensword Carroll : Cuige Uladh, Eire	R	82/0.98	86/30	59/0.97	85.3/37	81.75/1	31.98	87.8/15	83.75/0.99	74.8/15	79.5/0.97	76.3/5	20.99	76.8/23	88.2/10	85.5/20	69/5.5	77.6/27	53	105.97
748	(52)	44	Nuala Dougherty Avoca Irish Dance : Western Region, USA	R	87/9.5	76.6/0.98	72.25/13	86.5/56	74.1/0.98	23.48	87.3/8	82.5/0.99	74.25/9	87.75/10	66.5/0.97	17.99	77.25/27	88.7/14.5	85.25/19	84.5/44	75.75/14	60.5	101.97
750	(39)	45	Mary Cate Bradish Mullane Godley : Mid America Region, USA	R	88/19.5	74.9/0.97	70.75/7	73.9/0.99	86.25/16	23.99	87.9/17	80.75/0.98	77.5/31	86/1	83.5/46	49	77.1/26	86.7/5	81.5/6	68.5/2.5	76.1/16	27	99.99
769	(44)	46	Tatum Worth Scoil Rince Fa'inne Chladach : Eastern Region, Canada	R	89/30.5	83.5/18	60.5/0.98	79/13	80/0.99	31.99	89.85/53	89.25/9	72.3/0.99	81.25/0.98	78.5/18	27.99	81/36	86.6/4	77/1	66/1	78.25/33	38	97.98
741	(47)	47	Hailey Cashman Harney Pender Keady Academy : New England Region, USA	R	90/42.5	77.9/0.99	67.75/0.99	80.7/20	80.75/1	21.99	85.9/0.99	83.5/0.99	77/29	85.25/0.99	85/56	30.98	77/25	90/26	80.5/2	71/10	74.75/9	44	96.97
755	(45)	48	Finley Freeman Penk-O'Donnell : Western Region, USA	R	87/9.5	82/12	68/0.99	80/16	82/2.5	24	85/0.98	84/0.99	83/56	81.5/0.98	82.2/34	35.97	74.25/1	88.7/14.5	84.5/17	68.9/4	75.25/12	30.5	90.47
712	(51)	49	Cinta Devlin McGrath : ACT, Australia	R	87/9.5	76.25/0.98	81.5/56	74.1/0.99	89.75/31	41.49	86.15/0.99	88.1/4	72.7/0.99	83.75/0.99	77.3/9	5.98	74.7/3	87.1/6	87.75/29	75.7/16	76.6/19	41	88.47
747	(42)	50	Sadhbh Linnane Scoil Uí Ruairc : Cuige Mumhan, Eire	R	90/42.5	78.65/0.99	79.25/38	77.8/9	73.1/0.98	47.99	87.1/3.5	91/16	77.25/30	83.5/0.99	73/1	20.5	74.5/1	84.4/1.5	82.5/10	81.5/31	74.6/7	18.5	86.99
738	(40)	51	Nadine Tahany O'Hagan McMorrow : Cuige Chonnacht, Eire	R	89/30.5	84.9/24	65.75/0.99	80.2/18	89.25/27	69	85.5/0.98	92/17	72.25/0.99	81/0.98	71.5/0.99	2.96	74/1	83/1	80/1	68/1	73/1	2.99	74.95
768	(53)	52	Penny Moffett McGee : Cuige Uladh, Eire	R	85/0.99	81.5/10	74.5/24	72.5/0.98	82/2.5	13.49	86.75/1	94.25/25	69.5/0.97	90.75/33.5	66.8/0.98	26.97	75.1/7	92.2/37	83.25/12.5	68.5/2.5	73.8/1	22	62.46
760	(49)	53	Ashlyn Genevieve Siek DeNogla Academy : Mid Atlantic Region, USA	R	89.5/35.5	89.5/41	60/0.97	74/0.99	83/6	42.49	86.6/0.99	89/8	73.1/1	84.75/0.99	77.5/10	9.99	74.75/4	84/1	79.5/1	67.5/1	74.7/8	6	58.48
740	(54)	54	Aoibheann Mulgrew The Carson Academy : Cuige Uladh, Eire	R	88/19.5	85.9/29	71.25/9	73.5/0.99	83.75/9	37.5	86.6/0.99	79/0.97	68.25/0.97	85.75/1	68.5/0.98	2.94	75.75/12	84.4/1.5	78/1	67/1	74/2	4.5	44.94
752	(55)	55	Anayo Tanaka Fegan Academy : Cuige Laighean, Eire		90.5/56	76.5/0.98	70/4	70/0.97	88/22	26.98	85.85/0.98	90.75/15	69.25/0.97	87/5	76.5/6	11.98							38.97
709	(56)	56	Charlotte O'Brien Lavin-Cassidy : Mid America Region, USA		85/0.99	78.5/0.99	74.75/25	89/65	72.5/0.98	26.99	85.2/0.98	88.25/5	82.5/53	87.2/6	67.3/0.98	11.98							38.96
737	(57)	57	Ella Rochford Siobhan McDonnell : Cuige Chonnacht, Eire		90/42.5	77.15/0.98	70.25/5	74.9/0.99	89.7/30	35.99	84.4/0.97	86.75/1	71/0.98	79/0.97	65/0.97	2.92							38.92

Oireachtas Rince na Cruinne 2023

Final Result for Competition 29 : Girls 14 - 15

Notes: MW = World Medal winner : R = Recaller : Score = Judges marks : IP = Irish Points (Grid Score) : FTC = Failed To Complete : * All Totals exclude High and Low scores




			Tony Ferguson	Daryl Goldes	Kerry Kelly-Oster	P.J. McCafferty	Alan Murphy	1st Round Total (IP) *	Maureen Hegarty-Vogels	Sarah-Jayne MacLavery	Joseph Manning	Kathleen McLaughlin-Giroux	Vicki Paulin	2nd Round total (IP) *	Ellen Boyle-Gibbons	Olive Burns-Crowley	Francis Curley	Charmayne Dullely	Fiona Robinson	3rd Round Total (IP) *	TOTAL IP *	
Card	Position @ recall	Final Place	Name/School	Status	ROUND 1 : Score/IP					ROUND 2 : Score/IP					ROUND 3 : Score/IP							
761	(58)	58	Nora Burns Francis Academy : Mid Atlantic Region, USA		90.25/53	80/3	71/8	69/0.97	88.5/24	35	85.7/0.98	86.5/1	76/23	80.5/0.98	74/1	2.98						37.98
728	(59)	59	Ruby Mears Curley Brennan : Cuige Laighean, Eire		88/19.5	85.25/26	68.75/1	70.5/0.98	80.5/1	21.49	87/1	90/12	70/0.98	95/56	70/0.98	13.98						35.48
763	(60)	60	Tali Mathes Michael Patrick Gallagher : Western Region, USA		86/2.67	87/33	61/0.98	77.1/6	73/0.98	9.64	86.75/1	90.5/14	76.25/25	87.5/8.5	75.5/2	24.5						34.14
762	(61)	61	Roisin Tallon O'Hehir School : North East Region, England		85/0.99	82.5/14	62/0.98	70/0.97	81.5/1	2.97	87.7/14	87.25/1	71.5/0.98	88.4/15	83.5/46	30						32.97
736	(62)	62	Grace O'Dwyer Burgess : Cuige Mumhan, Eire		84/0.99	74.75/0.97	72.5/14.5	71.7/0.98	78.5/0.99	2.96	87.95/18	80.5/0.98	75/16	88/12	67/0.98	28.98						31.93
731	(63)	63	Grace Millar Ferry Academy : Cuige Uladh, Eire		85/0.99	75.25/0.98	69.5/2	86.2/50	84.5/11	13.99	87.1/3.5	90.25/13	72/0.99	89.75/26	71/0.99	17.49						31.48
716	(64)	64	Avery Condon Harney Pender Keady Academy : New England Region, USA		82/0.98	78/0.99	64.5/0.98	78.5/12	81.25/1	2.97	87.35/9	83.25/0.99	77.6/32	86.8/4	77.9/13	26						28.97
774	(65)	65	Ella Brooker AMDC : Southern Region, England		87/9.5	78.25/0.99	68.5/1	85/35	82.75/5	15.5	87.25/7	81/0.98	73.8/5	85.5/1	78.8/21	13						28.49
720	(66)	66	Aoife Mai Keogh Claddagh Academy : Southern Region, England		81/0.98	75.75/0.98	71.5/10	76.3/1	79/0.99	2.97	88.65/25	85.5/0.99	71.9/0.98	88.5/16.5	76.2/4	21.49						24.46
757	(67)	67	Catherine Carey Cosceol : Cuige Uladh, Eire		88/19.5	78.75/0.99	80/43	73/0.99	72/0.97	21.48	87.5/12	86.25/1	72.75/0.99	80/0.97	70.6/0.99	2.97						24.45
746	(68)	68	Alanna Deegan Claddagh : Western Region, USA		88/19.5	74.5/0.97	67.25/0.99	84.2/31	77.6/0.99	21.48	85.95/0.99	81.25/0.98	73.25/1	79.75/0.97	72.2/0.99	2.96						24.44
735	(69)	69	Sarah Murray Gott-Hughton Academy : Western Region, Canada		85/0.99	83.15/17	69.75/3	70.7/0.98	70.5/0.97	4.97	86.4/0.99	88.5/6	74.5/12	88.5/16.5	68/0.98	18.99						23.96
734	(70)	70	Emily Sax The Michaela Hinds Academy : Eastern Region, Canada		82/0.98	80.15/4	72.75/16	85.6/39	71/0.97	20.98	86.2/0.99	87/1	68/0.97	89.5/23	69/0.98	2.97						23.95
727	(71)	71	Gianna Nieman The Academy : Mid America and Western Australia		86/2.67	79.15/1	66.75/0.99	83.9/29	80.25/0.99	4.66	87.6/13	83/0.99	78/34	85/0.99	72/0.99	14.98						19.64
778	(72)	72	Aine Furler Joanne Kavanagh Academy : Cuige Laighean, Eire		81/0.98	76.25/0.98	65.5/0.99	71.2/0.98	78/0.99	2.94	85.3/0.98	88.75/7	74.2/7.5	90.4/30.5	73.5/1	15.5						18.44
766	(73)	73	Emily Rohan Fleming Ball : Cuige Mumhan, Eire		81/0.98	77.25/0.99	73/17.5	76/1	83.5/8	9.98	84.6/0.97	80.25/0.98	70.75/0.98	84.25/0.99	67.5/0.98	2.93						12.92
744	(74)	74	Elizabeth Flaherty Harney Pender Keady Academy : New England Region, USA		85/0.99	79.6/1	68/0.99	79.2/14	77.5/0.99	2.99	87.05/1.5	82/0.98	72.5/0.99	86.5/2	66/0.97	3.47						6.46
764	(75)	75	Rory Russo Harney Pender Keady Academy : Mid Atlantic Region, USA		82/0.98	79/1	67/0.99	75.1/1	84/10	2.98	85.1/0.98	79.5/0.97	71.75/0.98	83/0.99	76.8/7	2.95						5.93

Oireachtas Rince na Cruinne 2023

Final Result for Competition 29 : Girls 14 - 15

Notes: MW = World Medal winner : R = Recaller : Score = Judges marks : IP = Irish Points (Grid Score) : FTC = Failed To Complete : * All Totals exclude High and Low scores


																						
			Tony Ferguson	Daryl Goldes	Kerry Kelly-Oster	P.J. McCafferty	Alan Murphy	1st Round Total (IP) *	Maureen Hegarty-Vogels	Sarah-Jayne MacLavery	Joseph Manning	Kathleen McLaughlin-Giroux	Vicki Paulin	2nd Round total (IP) *	Ellen Boyle-Gibbons	Olive Burns-Crowley	Francis Curley	Charmayne Dullea	Fiona Robinson	3rd Round Total (IP) *	TOTAL IP *	
Card	Position @ recall	Final Place	Name/School	Status	ROUND 1 : Score/IP					ROUND 2 : Score/IP					ROUND 3 : Score/IP							
707	(76)	76	Emily Cooney Ward-Mallinson : North West Region, England		82/0.98	76/0.98	61.5/0.98	74.6/0.99	74.5/0.98	2.94	85.45/0.98	79/0.97	73.3/1	81.75/0.98	74/1	2.96						5.9
701	(79)	77(T)	Isabel Barrios Clann Lir Academy : New England Region, USA		80/0.97	77/0.98	63/0.98	77.5/7	79/0.99	2.95	84.3/0.97	81.5/0.98	70.5/0.98	85.2/0.99	66.3/0.97	2.93						5.89
710	(78)	77(T)	Addison McAvoy Blackbird Academy : Mid America Region, USA		83/0.99	74/0.97	62.5/0.98	72.7/0.98	73.5/0.98	2.94	86.1/0.99	81.33/0.98	74.49/11	80.75/0.98	68.8/0.98	2.95						5.89
715	(77)	77(T)	Maeve Vermette Forbes : New England Region, USA		83/0.99	78.9/1	56/0.97	82.5/24	71.5/0.97	2.95	84.1/0.97	79.5/0.97	73.01/1	80.25/0.97	71.7/0.99	2.94						5.89
704	(80)	80	Elen Cahill Ceim Oir : Southern Region, England		80/0.97	75/0.97	64/0.98	83.7/28	75/0.98	2.94	84.5/0.97	81.75/0.98	75.6/21	82.25/0.98	65.8/0.97	2.94						5.88

Thank you for choosing www.feisresults.com

Oireachtas Rince na Cruinne 2023

Result for Qualifying Competition 29A : Girls 14 - 15 - A


Number entered: 79 : Number danced: 75 : Number Recalled: 40 : IP = Irish Points (Grid Score) : * Total excludes High and Low scores : FTC = Failed To Complete

			ROUND 1					ROUND 2					
			Kristin Butke-Zagorski	Chris Carswell	Orla McCafferty-Doherty	Janey McGardle-Ryan	Katie Stegeman	Julia Bell	Shealagh Hallissey	Eileen McLaughlin	Kate O'Neill-Wosczyzna	Kieran Rogers	
			Rank	Entry	Name	Mark/IP	Mark/IP	Mark/IP	Mark/IP	Mark/IP	Mark/IP	Mark/IP	Mark/IP
1	553	Bláithín Mohan Scoil Rince Clann McCaul : Cuige Uladh, Eire	97/100	86.35/31	92/75	98.5/100	94/60	92/75	97.75/100	96/100	95/9	86.5/47	457.000
2	547	Ceili Skelly Doherty Petri : USA and Ireland	94/75	89/100	94/100	97.5/75	97/75	93/100	93/35	94/60	99/56	88/60	426.000
3	579	Harper Good Lavin-Cassidy : Mid America Region, USA	90.8/56	86.65/38.5	89/60	94/60	98/100	89/65	97/75	93/50	99.3/65	90/100	381.000
4	659	Natalie Raff Hooley School : Mid Atlantic Region, USA	90.4/50	86.2/27.5	86.2/34	91/39.34	83.6/15	86.4/47	95.75/51.5	92.75/47	99.5/100	84.75/35	246.333
5	569	Keara Gill DeNogla Academy : Mid Atlantic Region, USA	89.6/39	88/65	85.5/29	86.5/2.5	92.4/43	88/56	91/25	91/36	98/41	89/75	244.000
6	573	Lauryn Coogan Curley Brennan : Cuige Laighean, Eire	90.2/47	87.25/56	88/47	85/1	90.4/33	85.2/39	93.75/38	87.5/17.5	97.3/33	88.5/65	237.000
6	585	Grace Valentine O'Neill Blake : Cuige Laighean, Eire	91.4/60	85.8/18	88.5/53	92/44	93/50	85.6/43	89.25/14.5	90.25/32.5	97.9/39	82.75/18.5	237.000
8	673	Annasophia Harris Royal Academy : Southern Region, USA	89.9/43	84.75/0.99	87.75/45	93/51.5	88.8/28	88.6/60	94/39	88.8/24	96.8/27	85.25/38	220.000
9	519	Aisling Reynolds McGrath Morgan Academy : Southern Region, USA	92/65	86.5/35	84.5/20.5	72/0.98	78/1	87.6/53	96.25/60	94.25/65	97.5/35	86.25/45	214.493
10	605	Sienna skehill Celtic Hearts : Southern Region, England	86.1/10	87.1/50	88.75/56	89.75/23	77.6/1	86/45	90.25/21.5	90.5/34	98.7/50	86.75/50	212.000
11	649	Tali Mathes Michael Patrick Gallagher : Western Region, USA	89.1/36	84.85/1	85.6/30	91/39.34	91.8/38	82.8/32	96/56	87.5/17.5	99.4/75	82.75/18.5	210.500
12	655	Penny Moffett McGee : Cuige Uladh, Eire	85.6/6	86.3/29.5	85.4/28	93/51.5	90.8/35	83/33	94.75/45	91.25/37	96.5/24	85.75/41	203.500
13	545	Cinta Devlin McGrath : ACT, Australia	88.4/31	86.75/43	85.25/27	90/28.5	92.6/45	82.3/28	90.25/21.5	92.25/43	97.8/38	84.56/34	202.500
14	623	Jessica Davidson Doherty Petri : USA and Ireland	89.4/38	86.6/37	89.5/65	96/65	93.6/56	81.4/19	88.25/7	89.5/28	90.7/0.98	82.5/15.5	200.500

Oireachtas Rince na Cruinne 2023

Result for Qualifying Competition 29A : Girls 14 - 15 - A

Number entered: 79 : Number danced: 75 : Number Recalled: 40 : IP = Irish Points (Grid Score) : * Total excludes High and Low scores : FTC = Failed To Complete

			ROUND 1					ROUND 2					
			Kristin Butke-Zagorski	Chris Carswell	Orla McCafferty-Doherty	Janey McGardle-Ryan	Katie Stegeman	Julia Bell	Shealagh Hallissey	Eileen McLaughlin	Kate O'Neill-Wosczyzna	Kieran Rogers	
			Rank	Entry	Name	Mark/IP	Mark/IP	Mark/IP	Mark/IP	Mark/IP	Mark/IP	Mark/IP	Mark/IP
15	629	Natalie Petkovich Brosnan Academy : New South Wales, Australia	85.4/4.5	86.7/41	84.6/22	85/1	92.2/41	82.4/29	93.5/37	91.75/39	98.8/53	87/53	196.500
16	533	Ellie Pecor Rince Na Tiarna : Mid Atlantic Region, USA	85/1	85.25/3.5	87.25/41	82/0.99	91/36	84.4/36	96.5/65	93.25/53	98.3/45	87.5/56	194.500
17	565	Samara Kalis Drake : Mexico	87.6/23.5	85.3/5	84.4/19	90.5/36.5	91.6/37	87/50	92.75/34	92/41	95.8/17	85.5/39	193.000
18	641	Siofra Brady Hession : Cuige Chonnacht, Eire	88.1/28	85.5/9.5	86.75/37	90/28.5	89.4/30	84.2/35	89.5/16.5	92.5/45	95.6/15	85/36.5	174.500
19	583	Gianna Nieman The Academy : Mid America and Western Australia	88.2/29.5	85.1/1	85.75/32	89/17	90/31	85/38	86.75/1	87.25/16	99.2/60	84.5/33	164.500
20	661	Molly Rotter Doherty Petri : USA and Ireland	87.2/19.5	85.6/12.5	85.7/31	86.5/2.5	90.2/32	84.8/37	95/47	93.5/56	95.1/10	81.75/7.5	157.000
21	671	Aine Furler Joanne Kavanagh Academy : Cuige Laighean, Eire	88.2/29.5	86.4/32.5	84.1/16	89.25/18.5	83.2/14	82.1/26	94.25/41	90.25/32.5	96.9/28	84.3/32	156.500
22	589	Abi Larkin Doherty Petri : USA and Ireland	90/45	88.75/75	87.5/43	90.25/34	92/39	80.4/13	85.75/1	89.75/29	92.1/0.99	81.75/7.5	148.491
23	621	Mary Cate Bradish Mullane Godley : Mid America Region, USA	87.8/25.5	86.55/36	86/33	87/6	82.2/11	82.2/27	91.25/26	88.75/23	97.4/34	81.5/5.5	145.500
24	529	Ava Bradley Hession : Cuige Chonnacht, Eire	90.6/53	85.85/19.5	84/15	80/0.99	82/10	83.2/34	92/30.5	90.1/31	94.3/4	85/36.5	140.000
25	665	Kitty-Rose Greensword Carroll : Cuige Uladh, Eire	86.5/13	87.15/53	86.25/35	92/44	81.8/9	81.5/20.5	87.25/1	82.25/0.99	96.7/26	84.2/30	139.499
26	651	Rory Russo Harney Pender Keady Academy : Mid Atlantic Region, USA	87.4/21.5	86.45/34	82.6/2	91/39.34	80.6/5	80.8/16	92.5/33	94.5/75	94.4/5	84.1/29	138.500
27	611	Elizabeth Flaherty Harney Pender Keady Academy : New England Region, USA	83.6/0.99	86.15/26	85.1/26	90.5/36.5	92.8/47	77.8/1	89.5/16.5	88.25/21	95.9/18	82.25/13.5	136.500
28	609	Leah Murphy Kiely-Walsh Academy : Cuige Mumhan, Eire	88.6/33	84.65/0.99	82.3/1	93.25/56	80.2/4	81.8/23	92.25/32	91.5/38	98.1/43	83.75/27	134.998

Oireachtas Rince na Cruinne 2023

Result for Qualifying Competition 29A : Girls 14 - 15 - A

Number entered: 79 : Number danced: 75 : Number Recalled: 40 : IP = Irish Points (Grid Score) : * Total excludes High and Low scores : FTC = Failed To Complete

			ROUND 1					ROUND 2					
			Kristin Butke-Zagorski	Chris Carswell	Orla McCafferty-Doherty	Janey McGardle-Ryan	Katie Stegeman	Julia Bell	Shealagh Hallissey	Eileen McLaughlin	Kate O'Neill-Wosczyzna	Kieran Rogers	
			Rank	Entry	Name	Mark/IP	Mark/IP	Mark/IP	Mark/IP	Mark/IP	Mark/IP	Mark/IP	Mark/IP
29	617	Nuala Dougherty Avoca Irish Dance : Western Region, USA	89.8/41	85.95/22	88.25/50	88.5/15	96/65	74.4/0.99	83.5/0.98	90/30	92.8/1	82/9.5	124.477
30	633	Catherine Carey Cosceol : Cuige Uladh, Eire	87.1/18	85.35/6	87/39	92.5/47	90.6/34	81.9/24	84.5/0.99	85.1/3	95.3/12	81.1/1	107.000
31	663	Ella Brooker AMDC : Southern Region, England	87.8/25.5	87.75/60	86.9/38	90.25/34	69/0.99	74.2/0.99	87/1	85.5/5.5	90.9/0.99	82.2/11.5	104.978
32	639	Orlaith Lyons McQuade : Scotland	87.6/23.5	85.05/1	83.2/7	90.25/34	87.8/26	82.6/31	89.75/18.5	88/20	94.9/8	80.3/1	103.000
33	647	Nora Burns Francis Academy : Mid Atlantic Region, USA	85.1/2	83.5/0.98	84.9/24	89.5/20.5	93.4/53	79.4/4	92/30.5	89.4/27	92.4/1	83.1/22	99.500
34	653	Emily Rohan Fleming Ball : Cuige Mumhan, Eire	84.6/1	85.85/19.5	86.5/36	90/28.5	86.8/21	79.6/5	91.75/29	81.5/0.99	96.1/20	81.2/2	96.000
35	603	Aoibheann Mulgrew The Carson Academy : Cuige Uladh, Eire	86.6/14.5	86.2/27.5	83.4/9	89.75/23	88.4/27	78.8/1	87.5/1	87.75/19	97.1/31	81.25/3	87.500
36	631	Finley Freeman Penk-O'Donnell : Western Region, USA	88.8/34	86.85/45	84.75/23	85/1	81.4/8	73.4/0.98	91.5/27.5	85.25/4	95.7/16	80.2/0.99	85.988
37	549	Avery Condon Harney Pender Keady Academy : New England Region, USA	84.6/1	86/23	84.25/17	83/1	86/19	81/17	87/1	85/2	96/19	86/43	74.997
38	597	Ella Rochford Siobhan McDonnell : Cuige Chonnacht, Eire	84.4/1	83.9/0.98	85/25	86.5/2.5	85.2/18	80.6/14	90/20	86.75/14	96.2/21	80.75/1	69.495
39	523	Elen Cahill Ceim Oir : Southern Region, England	84.2/1	84.7/0.99	83.5/10	73/0.98	81/6	81.5/20.5	88.25/7	90.75/35	92.7/1	84.25/31	66.483
40	537	Addison McAvoy Blackbird Academy : Mid America Region, USA	87.2/19.5	84.4/0.99	81.25/0.99	83/1	79/1	79.7/6	91.5/27.5	82.1/0.99	97.7/37	83.3/25	61.475
41	657	Orlaith Tennyson Nadine Martin Academy : North West Region, England	88.5/32	85.1/1	81.85/1	90/28.5	78.8/1	81.2/18	93.25/36	85.75/7.5	93.2/1	80.3/1	56.993
42	575	Abi Rose Cross Sharon Taylor : Scotland	89/35	85.7/15	83/6	82/0.99	79.4/1	76.8/0.99	86.5/1	89/25	97/29	81.5/5.5	53.493

Oireachtas Rince na Cruinne 2023

Result for Qualifying Competition 29A : Girls 14 - 15 - A


Number entered: 79 : Number danced: 75 : Number Recalled: 40 : IP = Irish Points (Grid Score) : * Total excludes High and Low scores : FTC = Failed To Complete

			ROUND 1					ROUND 2					
			Kristin Butke-Zagorski	Chris Carswell	Orla McCafferty-Doherty	Janey McGardle-Ryan	Katie Stegeman	Julia Bell	Shealagh Hallissey	Eileen McLaughlin	Kate O'Neill-Wosczyzna	Kieran Rogers	
			Rank	Entry	Name	Mark/IP	Mark/IP	Mark/IP	Mark/IP	Mark/IP	Mark/IP	Mark/IP	Mark/IP
43	559	Emily Conte Golding Academy : Mid Atlantic Region, USA	83/0.99	85.2/2	82/1	90/28.5	87/22	80.2/12	86.25/1	87/15	95.5/14	81/1	51.995
44	607	Natalie Dreyfuss Francis Academy : Mid Atlantic Region, USA	87/17	86.1/24.5	81.65/1	84/1	87.4/24	74/0.98	88.25/7	83.75/1	95.4/13	81/1	50.986
45	539	Ruby Rattigan Bailey Scariff Academy : Cuige Chonnacht, Eire	85.8/7	84.6/0.99	83.75/13	84/1	83/13	80.7/15	87.75/2.5	82.9/0.99	97.2/32	82.2/11.5	49.994
46	543	Isla Morrison Grace Kennedy : North West Region, England	83.8/1	87/47	81.75/1	88/11.5	73/0.99	79.9/9	88/4.5	86.1/10	97.05/30	82.51/17	49.483
47	591	Sorcha Hogan Kilkenny Lundy School : Netherlands	81.6/0.98	86.3/29.5	83.7/12	87.5/8.5	75/0.99	77.2/1	88/4.5	88.5/22	93/1	83.25/24	48.984
48	593	Rory Kipp McGrath Morgan Academy : Southern Region, USA	85.4/4.5	84.2/0.99	83.9/14	90/28.5	87.6/25	75.2/0.99	88.6/10	83.5/1	91.7/0.99	79.5/0.99	46.465
49	587	Cassie Mathewson Corless Academy : Cuige Mumhan, Eire	84.8/1	85.9/21	81.9/1	90/28.5	85/17	78.6/1	87.25/1	84.5/1	97.6/36	80.25/0.99	41.995
50	615	Bonnie Kirkman Connolly : New Zealand	87.4/21.5	85.75/16.5	80.2/0.98	88.5/15	79.2/1	77.6/1	90.5/23	83.25/1	94.8/7	79.25/0.99	41.484
51	567	Niamh Newlands Nadine Martin Academy : North West Region, England	85.2/3	84.25/0.99	80.25/0.98	88/11.5	84/16	77/1	84.75/0.99	86.5/13	95.2/11	84/28	40.475
52	619	Grace Conlan Rochester Academy : Mid Atlantic Region, USA	82.2/0.99	86.1/24.5	82.65/3	88/11.5	68/0.98	81.6/22	90.75/24	82/0.99	93.5/1	80.1/0.99	39.469
53	561	Maryn Nguyen Cashel Academy : Mid America Region, USA	82.4/0.99	85.4/7	83.6/11	87.5/8.5	89/29	79/2	82/0.98	85.75/7.5	91/0.99	83/20.5	36.982
54	667	Brooke Reynish Watkins : Queensland, Australia	81.2/0.98	86.65/38.5	80.7/0.99	90/28.5	79.6/1	77.4/1	89/12.5	79.5/0.98	91.5/0.99	78.75/0.98	33.443
55	581	Ciara Miller Harrison : Scotland	81.8/0.99	85.6/12.5	82.5/1	88.5/15	76.4/0.99	79.2/3	89/12.5	84/1	94/3	83.5/26	32.989
56	601	Maeve Dieringer Cashel Academy : Mid America Region, USA	85/1	85.55/11	81.8/1	89.75/23	82.6/12	75.8/0.99	87.75/2.5	84.25/1	96.4/23	80.6/1	28.492

Oireachtas Rince na Cruinne 2023

Result for Qualifying Competition 29A : Girls 14 - 15 - A


Number entered: 79 : Number danced: 75 : Number Recalled: 40 : IP = Irish Points (Grid Score) : * Total excludes High and Low scores : FTC = Failed To Complete

			ROUND 1					ROUND 2					
			Kristin Butke-Zagorski	Chris Carswell	Orla McCafferty-Doherty	Janey McGardle-Ryan	Katie Stegeman	Julia Bell	Shealagh Hallissey	Eileen McLaughlin	Kate O'Neill-Wosczyzna	Kieran Rogers	
			Rank	Entry	Name	Mark/IP	Mark/IP	Mark/IP	Mark/IP	Mark/IP	Mark/IP	Mark/IP	Mark/IP
57	527	Tabitha Orlando O'Connor : Victoria, Australia	83.4/0.99	85.75/16.5	82.2/1	74/0.98	74/0.99	80.1/11	95.75/51.5	84.1/1	91.4/0.99	82.25/13.5	28.469
58	669	Natalie Ritchey Inis Cairde : Southern Region, USA	86/8.5	85/1	82.9/5	88/11.5	81.2/7	75.4/0.99	89.25/14.5	80.5/0.98	89.6/0.98	81.4/4	26.464
59	531	Dayna Flynn O'Neill Blake : Cuige Laighean, Eire	86.8/16	84.8/1	80.75/0.99	79/0.99	76/0.99	82.5/30	88.5/9	86.4/12	93.8/2	78.25/0.98	25.964
60	571	Siobhan Colley McCarron : Midlands Region, England/Wales	82.5/0.99	85.45/8	80/0.98	81/0.99	78.6/1	78.4/1	85.75/1	85.5/5.5	98.6/47	82.5/15.5	24.965
61	643	Cambrya Hobart Fisher-McLeod : Western Region, USA	86.6/14.5	84.1/0.99	84.35/18	87/6	67/0.98	73.8/0.98	85/0.99	81.25/0.99	92.5/1	80.7/1	24.443
62	599	Amy Cusack Scoil Uí Ruairc : Cuige Mumhan, Eire	84/1	85.15/1	80.4/0.99	86.25/1	86.4/20	75/0.99	89.75/18.5	84/1	96.6/25	79.75/0.99	23.471
63	563	Emma Arsenault Goggin-Carroll : Eastern Region, Canada	86.2/11	84.9/1	82.75/4	89.5/20.5	77.4/1	78/1	84/0.98	84.75/1	92/0.99	82/9.5	18.978
64	535	Kenzie Drake Steel : Western Region, Canada	88/27	85/1	80.5/0.99	80/0.99	71/0.99	76.6/0.99	88.75/11	80/0.98	92.9/1	83.2/23	15.948
65	551	Amelia Nash Scoil Uí Ruairc : Cuige Mumhan, Eire	81.4/0.98	85.5/9.5	79/0.98	79/0.99	65.6/0.98	82/25	85.5/0.99	86/9	89.3/0.98	80/0.99	13.913
66	555	Claire Salazar Gilleoghan Irish Dance Florida : Southern Region, USA	83.2/0.99	85.65/14	81.4/0.99	87/6	80/3	80/10	84.5/0.99	83/0.99	93.7/1	80.5/1	12.971
67	525	Jillian Morgan The Michaela Hinds Academy : Eastern Region, Canada	86/8.5	84.5/0.99	81.5/0.99	74.5/0.99	77/0.99	79.8/7.5	94.5/43	83.1/1	91.1/0.99	80.5/1	12.449
68	521	Maya Kalmakoff MJP Academy : Western Region, Canada	81/0.98	84/0.98	81/0.99	63/0.98	66/0.98	79.8/7.5	86/1	80.75/0.98	96.3/22	80.65/1	12.422
69	517	Nora Green Lavin-Cassidy : Mid America Region, USA	82/0.99	85.25/3.5	83.25/8	70/0.98	72/0.99	73.6/0.98	83/0.98	81.75/0.99	89.8/0.98	77/0.98	8.399
70	645	Erin Phillips Kelly Hendry : North East Region, England	84/1	84.05/0.99	80.65/0.99	89.25/18.5	79.8/2	78.2/1	84.75/0.99	82.75/0.99	91.9/0.99	80/0.99	6.937

Oireachtas Rince na Cruinne 2023

Result for Qualifying Competition 29A : Girls 14 - 15 - A


Number entered: 79 : Number danced: 75 : Number Recalled: 40 : IP = Irish Points (Grid Score) : * Total excludes High and Low scores : FTC = Failed To Complete

			ROUND 1					ROUND 2					
			Kristin Butke-Zagorski	Chris Carswell	Orla McCafferty-Doherty	Janey McGardle-Ryan	Katie Stegeman	Julia Bell	Shealagh Hallissey	Eileen McLaughlin	Kate O'Neill-Wosczyzna	Kieran Rogers	
			Rank	Entry	Name	Mark/IP	Mark/IP	Mark/IP	Mark/IP	Mark/IP	Mark/IP	Mark/IP	Mark/IP
71	577	Sara Stewart Walsh Kelley : Southern Region, USA	86.4/12	84.95/1	79.5/0.98	83/1	73.4/0.99	76/0.99	85/0.99	81/0.98	94.6/6	79/0.99	5.927
72	595	Mia Kelly Hooley School : Mid Atlantic Region, USA	82.6/0.99	83.75/0.98	82.4/1	80/0.99	78.2/1	74.6/0.99	84.5/0.99	86.25/11	91.2/0.99	78.5/0.98	5.915
73	627	Molly Whitehead Melissa McDermott School of Irish Dance : Hong Kong	80/0.98	83.5/0.98	81.6/0.99	86.25/1	65/0.98	73/0.98	82.5/0.98	82.5/0.99	90/0.98	78/0.98	5.876
FTC	625	Emily McEntire Cabe Academy : Cuige Laighean, Eire	89.2/37	86.4/32.5	84.5/20.5	86.5/2.5	87.2/23	0/0	0/0	0/0	0/0	0/0	76.000
FTC	613	Julia Hannon McNulty : Mid America Region, USA	0/0	0/0	0/0	0/0	0/0	85.4/41	84.25/0.99	89.25/26	92.6/1	83/20.5	47.493

Oireachtas Rince na Cruinne 2023

Result for Qualifying Competition 29B : Girls 14 - 15 - B

Number entered: 79 : Number danced: 74 : Number Recalled: 40 : IP = Irish Points (Grid Score) : * Total excludes High and Low scores : FTC = Failed To Complete

			ROUND 1					ROUND 2					
			Julia Bell	Shealagh Hallissey	Eileen McLaughlin	Kate O'Neill-Wosczyzna	Kieran Rogers	Kristin Butke-Zagorski	Chris Carswell	Orla McCafferty-Doherty	Janey McGardle-Ryan	Katie Stegeman	
			Rank	Entry	Name	Mark/IP	Mark/IP	Mark/IP	Mark/IP	Mark/IP	Mark/IP	Mark/IP	Mark/IP
1	612	Mya Toal-Allen Doherty Petri : USA and Ireland	95/65	96/100	96/100	99.2/100	90.5/75	98/75	89.25/75	94/100	98/100	98.8/100	550.000
2	672	Claire Harrington Brady Academy : New England Region, USA	93.6/56	93/56	91.25/50	97.05/30	86.75/38.5	97/65	88.2/33	89.65/60	95.5/65	95/50	319.500
3	632	Sheenagh McMorrow McMorrow : Cuige Chonnacht, Eire	86/35	91.25/39	93.5/75	98.2/47	85.25/33	98.4/100	88.8/60	90/75	95/60	95.2/53	316.000
4	670	Nicole O'Connor Hession : Cuige Chonnacht, Eire	95.4/75	91/37.5	91.5/53	98.05/43	87/44	89.8/39	88.7/53	89.75/65	93.5/53	94/45	291.000
5	572	Shannon Moran Onórach Mulhern Geraghty : USA & Ireland	82.6/23	86.5/11.5	92.5/60	98.8/65	89/65	87.6/21	86.9/1	89.5/56	94.5/56	96/56	281.000
6	584	Ruby Mears Curley Brennan : Cuige Laighean, Eire	92/50	88.5/23	89.5/39	98.7/60	84/27.5	92/53	87.15/3	87.75/34	96.5/75	97.6/65	268.500
7	590	Charlotte Wolfe Cass-Barrington : Southern Region, USA	91/47	89.75/29.5	84/6.5	97.5/35	91/100	89.6/38	88.5/42	88.75/47	93/50	97/60	250.500
8	618	Lizzie Jane Shacklett McGough Academy : Mid Atlantic Region, USA	80.1/9	95.25/75	90.5/45	97.3/32.5	86.5/37	93/56	88.6/47	88.25/38	92.5/47	93.2/41	249.500
9	586	Abigail Schaub Short : Mid Atlantic Region, USA	96/100	91.75/43	89.75/41	95.2/10	87.75/53	96/60	87.3/8.5	86.5/27	89/17.5	98/75	241.500
10	628	Emma Cronin Kiely-Walsh Academy : Cuige Mumhan, Eire	85.6/33	92/45	93/65	99/75	84.25/29	87.8/23	88.35/36	89/50	90.25/28.5	89.8/24	231.500
11	588	Grace Millar Ferry Academy : Cuige Uladh, Eire	94/60	89.5/28	88.5/35	96.6/25	86.75/38.5	85.8/6	88.75/56	88.5/43	91/34.5	93.6/43	222.000
12	592	Emily Sax The Michaela Hinds Academy : Eastern Region, Canada	93/53	86/7.5	88/33	95.6/15	87.25/47	88.8/32	88.65/50	85.4/18	91.5/41	91.4/32	200.000
13	654	Ciarra McCarthy McGahan Lees : Southern Region, England	86.2/36	92.75/53	88.75/36	90.2/0.99	86.76/41	87.5/20	87.25/6.5	86.6/28	91.25/38	91.2/31	192.000
14	568	Mollie Lahiffe Scoil Uí Ruairc : Cuige Mumhan, Eire	83.4/27	87.5/16.5	92/56	95.5/13.5	88/56	87/17	89/65	86.25/26	91/34.5	90.4/27	187.000

Oireachtas Rince na Cruinne 2023

Result for Qualifying Competition 29B : Girls 14 - 15 - B


Number entered: 79 : Number danced: 74 : Number Recalled: 40 : IP = Irish Points (Grid Score) : * Total excludes High and Low scores : FTC = Failed To Complete

			ROUND 1					ROUND 2					
			Julia Bell	Shealagh Hallissey	Eileen McLaughlin	Kate O'Neill-Wosczyzna	Kieran Rogers	Kristin Butke-Zagorski	Chris Carswell	Orla McCafferty-Doherty	Janey McGardle-Ryan	Katie Stegeman	
			Rank	Entry	Name	Mark/IP	Mark/IP	Mark/IP	Mark/IP	Mark/IP	Mark/IP	Mark/IP	Mark/IP
15	524	Chloe Bosma Murray Academy : New England Region, USA	90/45	84/1	90/43	97.6/36	85/32	87.7/22	88.3/35	85.6/20	90.5/31.5	88.8/18	184.500
16	522	Andreea Mihai Casey O'Loughlin : Western Region, Canada	81.2/17	83.5/1	87.75/32	98/41	81/1	90.6/47	88.5/42	88.7/45	86/1.2	90.8/29	165.998
17	646	Ashlyn Genevieve Siek DeNogla Academy : Mid Atlantic Region, USA	79.4/3	92.5/48.5	87.6/31	98.1/45	84/27.5	89.2/35	86.45/0.99	86/23	84/0.99	91.8/34	161.490
18	616	Sadhbh Linnane Scoil Uí Ruairc : Cuige Mumhan, Eire	81.6/19	90.75/36	85.1/13	95.9/18	82.1/13	84.6/1	88/28.5	88/37	92/44	92.2/36	151.500
19	662	Chelsea O'Connor Rea O'Connor Kennedy : Western Region, USA	85.2/31	92.5/48.5	88.25/34	96.4/23	82.5/19.5	89.4/36	87.5/14.5	86.2/25	90/23.5	80.6/1	151.000
20	604	Hailey Cashman Harney Pender Keady Academy : New England Region, USA	82.8/24	88.25/21	84.75/11	95.4/12	82.25/16	86.8/15.5	89.5/100	83.25/1	91.25/38	94.6/47	149.500
21	600	Orla Greene Hession : Cuige Chonnacht, Eire	82.2/22	90.5/34.5	84.25/8	93.7/1	85.75/35	85.2/1	88.15/32	87.25/31	90.25/28.5	89.6/22.5	146.500
21	668	Ebony Nasim Caroline Greene School : Scotland	86.8/38	93.25/60	86.1/22	90.6/0.99	83.5/24.5	86.6/13.5	88/28.5	84.3/6	90.5/31.5	89.2/20	146.500
23	624	Anayo Tanaka Fegan Academy : Cuige Laighean, Eire	78.8/1	91.5/41	85.75/19.5	98.5/53	81.6/6.5	90/45	88.1/31	87.8/35	87/4.5	87.8/13	146.000
24	658	Tatum Worth Scoil Rince Fa'inne Chladach : Eastern Region, Canada	85.8/34	90.25/33	85.6/17.5	94.8/6	79.5/0.99	88.5/29	87.95/27	87.5/32	91/34.5	88.4/16	144.500
25	544	Sara Decriscio Triggle Academy : Southern Region, USA	84/29	84.75/1	86/21	97.3/32.5	81.25/1.5	86.1/9	88.4/37.5	83.9/2	90/23.5	92.6/38	121.500
26	594	Sarah Murray Gott-Hughton Academy : Western Region, Canada	85.4/32	87/14.5	87.25/29	96.5/24	79.1/0.98	87.2/18	88.4/37.5	84.25/5	89/17.5	88.6/17	120.000
27	598	Nadine Tahany O'Hagan McMorrow : Cuige Chonnacht, Eire	89/43	88.75/24	85.25/14	96/19	83.5/24.5	84.2/1	87.75/22	86.75/29	92/44	77/0.98	119.492
28	574	Olivia Omar Brooks : Southern Region, England	81/15.5	88/19	85.75/19.5	96.9/28	87.5/50	85.4/3	87.4/11.5	85.25/16	90/23.5	92.8/39	117.500

Oireachtas Rince na Cruinne 2023

Result for Qualifying Competition 29B : Girls 14 - 15 - B


Number entered: 79 : Number danced: 74 : Number Recalled: 40 : IP = Irish Points (Grid Score) : * Total excludes High and Low scores : FTC = Failed To Complete

			ROUND 1					ROUND 2					
			Julia Bell	Shealagh Hallissey	Eileen McLaughlin	Kate O'Neill-Wosczyzna	Kieran Rogers	Kristin Butke-Zagorski	Chris Carswell	Orla McCafferty-Doherty	Janey McGardle-Ryan	Katie Stegeman	
			Rank	Entry	Name	Mark/IP	Mark/IP	Mark/IP	Mark/IP	Mark/IP	Mark/IP	Mark/IP	Mark/IP
29	546	Ella Rooney Cowhie Ryan McCole : Cuige Chonnacht, Eire	80.8/14	83/1	89/37	97.8/38	80.5/1	88.7/31	87.2/4.5	84.1/4	90.25/28.5	90.6/28	112.995
30	648	Roisin Tallon O'Hehir School : North East Region, England	81/15.5	85.5/4.5	86.4/24	91.8/1	81.75/8.5	88.1/25	87.85/24	88.4/41	91/34.5	87.6/12	112.000
31	660	Sofia Jones Clan Rince : Western Region, USA	80/7	93.5/65	86.8/27	93.2/1	88.5/60	85.2/1	87.2/4.5	87.9/36	88/9.5	82.8/1	109.000
32	536	Charlotte O'Brien Lavin-Cassidy : Mid America Region, USA	78/1	91/37.5	84/6.5	98.6/56	87/44	85.1/1	86.95/1	85.1/14	91.25/38	85.8/5	107.998
33	560	Josephine Mallen Kelly Hendry : North East Region, England	83/25	87.5/16.5	91/47	97.1/31	86/36	83.4/0.99	87.25/6.5	84.5/8	78/0.99	92/35	107.487
34	652	Aurora Murray Connick Reid Academy : Southern Region, USA	87/39	86/7.5	83.6/3	97.9/39	82/11	89.1/34	87.45/13	85.2/15	83/0.99	87.2/10	95.500
35	530	Emily Cooney Ward-Mallinson : North West Region, England	76/0.99	76.5/0.98	79.5/0.99	97/29	81.5/3.5	89.9/43	87.9/25.5	88.3/39	90/23.5	89.6/22.5	93.471
36	516	Isabel Barrios Clann Lir Academy : New England Region, USA	86.4/37	88.25/21	83/1	96.1/20	83/22	81.8/0.98	87.4/11.5	85.7/21	89/17.5	78.4/0.99	92.985
37	566	Aoife Mai Keogh Claddagh Academy : Southern Region, England	88/41	85.25/3	87.5/30	95.3/11	84.5/30	88/24	86.15/0.99	85/13	77/0.98	79/0.99	85.972
38	614	Alanna Deegan Claddagh : Western Region, USA	77.6/1	87.75/18	86.25/23	95.1/9	83.25/23	86.4/12	87.8/23	84.75/11	83/0.99	87/9	82.000
39	548	Maeve Vermette Forbes : New England Region, USA	80.2/10	90.5/34.5	82.75/1	96.7/26	79.25/0.99	89/33	86.5/0.99	85.5/19	90/23.5	82/1	80.492
40	596	Grace O'Dwyer Burgess : Cuige Mumhan, Eire	76.2/0.99	89/25	87/28	96.8/27	81.1/1	82.8/0.99	87.9/25.5	82.5/0.99	90/23.5	73/0.98	78.473
41	532	Iona Darby O'Reilly Bransfield : Cuige Laighean, Eire	80.4/11	90/31.5	84.5/9.5	97.4/34	80.25/1	88.4/27.5	85.8/0.98	84.85/12	87.5/7	81.4/1	71.994
42	638	Camden Dolvig Lavin-Cassidy : Mid America Region, USA	72.8/0.98	89.25/26.5	82.5/1	88/0.99	80/0.99	88.6/30	87.6/18	87.6/33	84/0.99	89.4/21	71.965

Oireachtas Rince na Cruinne 2023

Result for Qualifying Competition 29B : Girls 14 - 15 - B


Number entered: 79 : Number danced: 74 : Number Recalled: 40 : IP = Irish Points (Grid Score) : * Total excludes High and Low scores : FTC = Failed To Complete

			ROUND 1					ROUND 2					
			Julia Bell	Shealagh Hallissey	Eileen McLaughlin	Kate O'Neill-Wosczyzna	Kieran Rogers	Kristin Butke-Zagorski	Chris Carswell	Orla McCafferty-Doherty	Janey McGardle-Ryan	Katie Stegeman	
			Rank	Entry	Name	Mark/IP	Mark/IP	Mark/IP	Mark/IP	Mark/IP	Mark/IP	Mark/IP	Mark/IP
43	550	Sylvia Mickels Harney Pender Keady Academy : New England Region, USA	79.6/4	86.75/13	89.25/38	96.2/21	85.5/34	86/7.5	85.75/0.98	83.75/1	72/0.98	76/0.98	70.956
44	664	Aislin Burke Turley Duggan : Midlands Region, England/Wales	74.2/0.99	89.75/29.5	83.75/4.5	91.6/1	82.25/16	85.5/4	87.05/1	89.25/53	90.25/28.5	86.6/8	61.991
45	562	Clara Lee Hession : Cuige Chonnacht, Eire	83.6/28	84.25/1	83.25/1	96.3/22	82.5/19.5	85/1	86.65/1	87/30	77/0.98	88/14	58.487
46	582	Ellie Porter Kavanagh Porter: USA and Ireland	84.4/30	79.5/0.99	86.75/26	94.9/7	82/11	82/0.99	86.85/1	82.75/1	88.25/12.5	90.2/26	58.486
47	644	Chloe Bugbee Ceim Oir : Southern Region, England	80.7/13	77/0.98	85.6/17.5	91.5/0.99	81/1	91/50	88.25/34	82.6/1	86/1.2	86/6	56.186
48	640	Caoimhe Leahy McGrath School : Cuige Mumhan, Eire	83.2/26	88.25/21	82/1	97.7/37	81.5/3.5	82.2/0.99	87.35/10	82.4/0.99	85/1	82.4/1	53.481
49	622	Jola Rose Phelan De Barra Academy : Western Region, USA	76.8/1	84/1	85.5/15.5	95.8/17	82.2/14	89.5/37	87.7/20.5	81.75/0.99	86/1.2	80/1	53.186
50	540	Callan Munselle Celtic Irish Dance Academy : Western Region, USA	79/1	85.5/4.5	85/12	91/0.99	80.1/0.99	89.85/41	87.65/19	86.1/24	85/1	78.8/0.99	50.485
51	564	Annabelle Baker McGrath Morgan Academy : Southern Region, USA	81.8/20	86.25/10	81/0.99	94/1	80.2/1	86.6/13.5	85.9/0.99	85.75/22	79/0.99	91/30	48.475
52	626	Anastasia Corzine Kavanagh Porter: USA and Ireland	82/21	83/1	80.5/0.99	90.8/0.99	82.4/18	88.2/26	86.95/1	84.4/7	87/4.5	88.2/15	46.479
53	602	Juliet Clay Inishfree : Southern Region, USA	80.6/12	89.25/26.5	83/1	94.2/2	80.4/1	86.2/10	88.55/45	83/1	88/9.5	87.4/11	45.498
54	552	Ellery Neely The Academy : Mid America and Western Australia	78.6/1	90/31.5	85.5/15.5	95/8	82/11	83.8/0.99	86/0.99	80.5/0.98	80/0.99	89/19	37.457
55	570	Shauna Rooney Flynn : Mid Atlantic Region, USA	79.2/2	86.5/11.5	82.5/1	94.7/5	82.25/16	84/0.99	87.5/14.5	84/3	86/1.2	90/25	37.199
56	538	Keira McMillan Rochester Academy : Mid Atlantic Region, USA	81.4/18	86/7.5	86.5/25	92/1	81.75/8.5	81.2/0.98	85.65/0.98	80.9/0.98	74/0.98	76.4/0.98	36.933

Oireachtas Rince na Cruinne 2023

Result for Qualifying Competition 29B : Girls 14 - 15 - B

Number entered: 79 : Number danced: 74 : Number Recalled: 40 : IP = Irish Points (Grid Score) : * Total excludes High and Low scores : FTC = Failed To Complete

			ROUND 1					ROUND 2					
			Julia Bell	Shealagh Hallissey	Eileen McLaughlin	Kate O'Neill-Wosczyzna	Kieran Rogers	Kristin Butke-Zagorski	Chris Carswell	Orla McCafferty-Doherty	Janey McGardle-Ryan	Katie Stegeman	
			Rank	Entry	Name	Mark/IP	Mark/IP	Mark/IP	Mark/IP	Mark/IP	Mark/IP	Mark/IP	Mark/IP
57	576	Amy Ferris Fegan Academy : Cuige Laighean, Eire	79.8/5	83.5/1	81.25/0.99	93.5/1	84.75/31	88.4/27.5	85.95/0.99	82/0.99	85/1	91.6/33	36.473
58	520	Evie Burns Kelly Academy : Southern Region, USA	71/0.98	82.5/1	78/0.98	86.4/0.98	78/0.98	84.8/1	88.45/39	85.3/17	88/9.5	84.2/3	32.434
59	578	Alexandra Klotz DeNogla Academy : Mid Atlantic Region, USA	77.8/1	80.5/0.99	83.75/4.5	98.3/50	82.75/21	84.4/1	86.4/0.99	83.5/1	77/0.98	81/1	29.467
60	526	Miley Doell Brady Academy : Western Region, Canada	74/0.98	72.5/0.98	77/0.98	85/0.98	79/0.98	86.3/11	87.3/8.5	80.75/0.98	88.25/12.5	77.8/0.99	23.414
61	620	Charlotte Fenwick McElvogue Academy : North East Region, England	74.4/0.99	78/0.99	84.5/9.5	95.5/13.5	79/0.98	80.6/0.98	85.85/0.98	84.6/9	88.5/14.5	78/0.99	22.429
62	636	Magnolia Valverde Scoil Rince Saoirse : Mid Atlantic Region, USA	74.8/0.99	79/0.99	79/0.99	92.3/1	83.75/26	84.6/1	87.7/20.5	83.6/1	88.5/14.5	81.6/1	19.456
63	642	Emily Descoteaux Sue Fay Healy : Eastern Region, Canada	74.6/0.99	86/7.5	83.5/1.5	93.8/1	79.75/0.99	86/7.5	88.05/30	83.2/1	84/0.99	84.6/4	15.982
64	650	Keira Williams Sharon Taylor : Scotland	80/7	84.25/1	80.25/0.99	91.3/0.99	81.25/1.5	87.4/19	86.25/0.99	84.65/10	84.5/1	78.6/0.99	15.465
65	518	Kayla Jensen Beglan Academy : Mid America Region, USA	80/7	81.5/0.99	81.5/0.99	95.7/16	80/0.99	84.1/1	87.55/16.5	82.8/1	87/4.5	77.4/0.99	15.462
66	634	Isabella Parent Costello Irish Dance : Eastern Region, Canada	75.2/0.99	81/0.99	80.75/0.99	92.7/1	81.6/6.5	85.6/5	87.1/2	82.9/1	88/9.5	83.4/1	10.968
67	606	Breanna Hurley Brady Academy : Western Region, Canada	74.2/0.99	82.5/1	76/0.98	94.5/4	81.55/5	81.4/0.98	86.6/0.99	81.5/0.99	85/1	92.4/37	8.940
68	580	Mary Kennedy Lavin-Cassidy : Mid America Region, USA	77.4/1	82/0.99	82.25/1	94.4/3	80.3/1	83.6/0.99	86.7/1	80/0.98	87/4.5	84/2	6.959
69	542	Lily Mae Morris-Smith Nadine Martin Academy : North West Region, England	75.4/0.99	85/2	78.5/0.98	86/0.98	79.5/0.99	85.3/2	87.55/16.5	81.6/0.99	84/0.99	77.6/0.99	6.926
70	534	Morrghinn Leigh Phillips Doherty Petri : USA and Ireland	73.2/0.98	75.5/0.98	83.5/1.5	87.6/0.99	80.75/1	86.8/15.5	87/1	81.4/0.99	86/1.2	79.4/0.99	6.141

Oireachtas Rince na Cruinne 2023

Result for Qualifying Competition 29B : Girls 14 - 15 - B

Number entered: 79 : Number danced: 74 : Number Recalled: 40 : IP = Irish Points (Grid Score) : * Total excludes High and Low scores : FTC = Failed To Complete

			ROUND 1					ROUND 2					
			Julia Bell	Shealagh Hallissey	Eileen McLaughlin	Kate O'Neill-Wosczyzna	Kieran Rogers	Kristin Butke-Zagorski	Chris Carswell	Orla McCafferty-Doherty	Janey McGardle-Ryan	Katie Stegeman	
			Rank	Entry	Name	Mark/IP	Mark/IP	Mark/IP	Mark/IP	Mark/IP	Mark/IP	Mark/IP	Mark/IP
71	554	Gabrielle McGrath MacConmara : Mid America Region, USA	77/1	87/14.5	82/1	86.7/0.98	79.75/0.99	83/0.99	87/1	81/0.98	79/0.99	83/1	5.937
72	630	Aubrey Stagnaro Celtic Irish Dance Academy : Western Region, USA	78.4/1	76.5/0.98	81.75/0.99	89/0.99	79.4/0.99	82.6/0.99	86.8/1	81.25/0.99	89.5/20	79.6/0.99	5.922
73	666	Cody Motherwell Harrison : Scotland	75/0.99	77.5/0.99	81/0.99	86.3/0.98	79.4/0.99	81.6/0.98	86.55/0.99	81.65/0.99	89/17.5	74/0.98	5.903
74	610	Gabrielle Gauvin Casey O'Loughlin : Western Region, Canada	73.6/0.98	82/0.99	77.5/0.98	91.3/0.99	79.2/0.98	83.2/0.99	85.5/0.98	82.25/0.99	75/0.98	86.4/7	5.900