



Oireachtas Rince na Cruinne 2023



Results for Competition 30 : Girls 13 - 14

Adjudicators

Round 1

**Ellen Boyle-Gibbons
Olive Burns-Crowley
Francis Curley
Charmayne Dulley
Fiona Robinson**

Round 2

**Bronwyn Kelly
Claire Kelly-Maxwell
Carol Kelly-Pirsztuk
Imelda Keogh
Moira McMahon**

Round 3

Tony Ferguson


**Daryl Goldes
P.J. McCafferty**

**Kerry Kelly-Oster
Alan Murphy**

Oireachtas Rince na Cruinne 2023

Final Result for Competition 30 : Girls 13 - 14


Notes: MW = World Medal winner : R = Recaller : Score = Judges marks : IP = Irish Points (Grid Score) : FTC = Failed To Complete : * All Totals exclude High and Low scores

			Ellen Boyle-Gibbons	Olive Burns-Crowley	Francis Curley	Charmayne Dulleay	Fiona Robinson	1st Round Total (IP) *	Bronwyn Kelly	Claire Kelly-Maxwell	Carol Kelly-Pliszluk	Imelda Keogh	Moira McMahon	2nd Round total (IP) *	Tony Ferguson	Daryl Goldes	Kerry Kelly-Oster	P.J. McCafferty	Alan Murphy	3rd Round Total (IP) *	TOTAL IP *		
Card	Position @ recall	Final Place	Name/School	Status	ROUND 1 : Score/IP					ROUND 2 : Score/IP					ROUND 3 : Score/IP								
711	(1)	1	McKenna Furst Doherty Petri : USA and Ireland	MW	88/100	90.3/25.5	96/60	91/100	80/39	199	92.5/75	97.5/50	96.6/43	88/60	96/100	185	91/48.75	79.25/20.5	80.75/45	86.5/43	97.1/75	136.75	520.75
728	(2)	2	Hanna Mioduszewska Cabe Academy : Cuige Laighean, Eire	MW	72.75/37	94.1/100	97/65	89.9/75	73/9.5	177	92/65	98.6/100	97.2/50	85.5/37.5	93/56	171	91/48.75	91/56	82/53	76/3	93.75/50	151.75	499.75
721	(5)	3	Isabella Rose Zibe Kelly Hendry : North East Region, England	MW	84/65	91.7/36.5	89.75/34	86/47	81.5/75	148.5	89.6/50	92.6/15	94.6/28	88.5/65	94.5/60	138	91.5/56	92/75	88/75	77/4	94/53	184	470.5
737	(7)	4	Eirinn Fegan Doherty Petri : USA and Ireland	MW	71.75/34	93.6/53	97.5/75	86.7/50	81.1/48.5	151.5	96/100	93/17	93/10	86/42	95/65	124	89.5/30.5	90/53	87/65	83.1/27	97/65	148.5	424
727	(3)	5	Bronagh O'Leary Scoil Rince Ui Bhriain : Cuige Mumhan, Eire	MW	75/47	90.4/27.5	81.5/1	87/53	80.25/43	117.5	91/60	97/43	98.6/75	84/29.5	95.5/75	178	90/36.5	85.5/33	86/60	80.2/12	90.25/30	99.5	395
769	(4)	6	Niamh Cullen Scoil Rince Clann McCaul : Cuige Uladh, Eire	MW	76.25/53	92.9/47	98/100	78.1/28	83.5/100	200	85.5/34	95.8/35	97/47	79.75/1.5	84.25/20	89	89.5/30.5	85.75/34	78.75/37	80.5/13.5	94.5/56	101.5	390.5
732	(8)	7	Mary Claire Wagner Lavin-Cassidy : Mid America Region, USA	MW	74/41	92.7/45	95/56	77.9/27	81.1/48.5	134.5	88/38	98.4/75	96.8/45	87/53	90/39	137	92/60	76.5/10	83/56	83/26	92.25/35	117	388.5
759	(9)	8	Lena Sexton The John Loneragan Academy : Cuige Mumhan, Eire	MW	80.5/56	91.7/36.5	90/35	89/65	78/32	127.5	89.5/47	91.4/9	98.2/65	81.5/14.5	91.5/46	107.5	89.5/30.5	94/100	78.5/36	85.8/39	95/60	135	370
765	(6)	9	Roise Mae Henry Flynn O'Kane Academy : Cuige Mumhan, Eire	MW	85/75	94/75	90.25/36	82.9/38	79/35	149	90.1/56	97.2/45	97.6/56	82.75/22.5	87.75/33	134	93/75	85/32	76.25/27	82.9/25	89/27	86	369
743	(12)	10	Kate Lavelle Cowie Ryan McCole : Cuige Chonnacht, Eire	MW	82.5/60	90.6/29.5	92.5/47	88/60	76.6/24	136.5	89/41	94.8/29	92/1	79.5/1	92/50	71	86/4	91.5/65	81/47	88/53	93.5/47	147	354.5
705	(11)	11	Anna Borisenko Ceim Oir : Southern Region, England	MW	74.25/43	89.8/20.5	91/39	79.4/31	73.75/16	90.5	88.5/39	97.6/53	94.6/28	86.5/47	88.25/35	121	90.5/41	75.15/4	81.5/50	91/100	92/34	125	336.5
758	(13)	12	Charley Gilmurray McNelis Cunningham : Cuige Uladh, Eire	MW	68.25/21	93.7/56	84/11.5	83/39	70.5/0.98	71.5	89.75/53	98/60	94.2/23.5	85/34.5	90.5/41	128.5	89.5/30.5	88/43	75.5/24	85.1/37	93/41	108.5	308.5
715	(10)	13	Caoimhe Gorman Doherty Petri : USA and Ireland	MW	74.75/45	93.8/60	88.5/30	79.7/32	70.3/0.98	107	76.6/0.99	98.2/65	93.1/11	89/75	91.5/46	122	87.5/13	83.5/29	77/30	79.5/9	88/23	65	294
772	(14)	14	Doireann Kennedy Flynn O'Kane Academy : Cuige Mumhan, Eire	MW	69.25/26	91/33.5	81.25/1	87.5/56	69.5/0.98	60.5	85/33	97.8/56	95.2/35	85.75/39	91/43	117	90/36.5	83/28	74.25/17	87/47	92.75/38	102.5	280
709	(21)	15	Roisin Kinsella-Alba Kinsella : Mid America Region, USA	MW	70/28	93.9/65	77.25/0.98	81.8/35	70.8/0.99	63.99	78.75/8.5	93.6/20.5	97.8/60	86/42	80.75/6	71	93.5/100	82/26	73.75/15	75/2	97.25/100	141	275.99
702	(16)	16	Reese Gibbons Watt : Western Region, Canada	MW	75.5/50	89.6/19	92/43	72.1/19	79.5/37	99	80.2/19	94.6/27.5	94.4/25.5	84.25/31	76.5/0.99	72	88.5/21.5	91.25/60	80.5/43	82.4/22	86.1/17	86.5	257.5
752	(20)	17	Dervla Mairaid Armour Curley Brennan : Cuige Laighean, Eire	MW	72/35	90.4/27.5	93/50	84/41	76.75/25	103.5	87.5/37	89.8/2	92.4/4.5	78/0.99	92.5/53	43.5	88/17.5	89.5/50	69.5/1.5	89/65	92.5/36	103.5	250.5
767	(17)	18	Evie Marley Nadine Martin Academy : North West Region, England	MW	70.75/32	86.9/1	89/31	70.1/3	81.25/58	66	78.25/6	95.4/33	94.8/31	85.25/36	85.75/27	91	89.5/30.5	87.75/41	76.75/29	83.7/30	90.75/32	92.5	249.5
754	(18)	19	Ruby O Connor Cowie Ryan McCole : Cuige Chonnacht, Eire	MW	73/38	91.5/35	83/6.5	80/33	77.25/29	97	80.75/23	87.4/0.99	93.2/12.5	82.5/20.5	87/30	56	89.5/30.5	76.25/9	76.5/28	84.5/34	89.75/28	86.5	239.5

Oireachtas Rince na Cruinne 2023

Final Result for Competition 30 : Girls 13 - 14

Notes: MW = World Medal winner : R = Recaller : Score = Judges marks : IP = Irish Points (Grid Score) : FTC = Failed To Complete : * All Totals exclude High and Low scores

			Ellen Boyle-Gibbons	Olive Burns-Crowley	Francis Curley	Charmayne Dulleay	Fiona Robinson	1st Round Total (IP) *	Bronwyn Kelly	Claire Kelly-Maxwell	Carol Kelly-Pliszuk	Imelda Keogh	Molra McMahon	2nd Round total (IP) *	Tony Ferguson	Daryl Goldes	Kerry Kelly-Oster	P.J. McCafferty	Alan Murphy	3rd Round Total (IP) *	TOTAL IP *		
Card	Position @ recall	Final Place	Name/School	Status	ROUND 1 : Score/IP					ROUND 2 : Score/IP					ROUND 3 : Score/IP								
704	(24)	20	Faye Clarke The Carson Academy : Cuige Laighean, Eire	MW	67.75/19.5	88.8/7.5	81.75/1	75/24	74.75/19	46	81.85/27	93.8/22	95.4/36	78.25/0.99	84.75/23	72	90/36.5	88.5/45	77.75/33	88.7/60	92.9/39	120.5	238.5
723	(15)	21	Emily Torrance Marie Connell : Midlands Region, England/Wales	MW	69.75/27	92.5/43	82/1.5	85.9/45	71.6/0.99	71.5	76.8/0.99	96.2/37	95.6/37	85.5/37.5	87.25/31	105	87/9	84.5/31	72/9	78/5	88.25/24	42	218.5
761	(23)	22	Ava Rose Folan McGahan Lees : Southern Region, England	R	71/33	93.5/50	84.25/13	79.1/30	75.25/20	83	78.75/8.5	82.8/0.98	90.8/0.99	83.25/26	88.5/36	35.49	89/25	86/35	75.25/23	84.4/33	93.4/45	93	211.49
774	(19)	23	Caitlin Daponte Goggin-Carroll : Eastern Region, Canada	R	66.75/14	92/39	89.5/33	80.2/34	79.75/38	105	78/3	93.2/18	89.8/0.98	84.75/33	85.25/25	46	90.5/41	75.5/6	71.75/8	83.9/31	87.5/21	60	211
722	(25)	24	Aimee Strachan Caroline Greene School : Scotland	R	67/15	90/23	84.75/16	70.3/4	81.25/58	54	77.8/2	95.2/31.5	96/39	82.75/22.5	81.25/8	62	88/17.5	77.75/16	89/100	86/41	84.25/5	74.5	190.5
753	(34)	25	Scarlett Petrarca Murray Academy : New England Region, USA	R	66/9	88.1/3	82/1.5	82/36.5	72.5/6	18	83.5/31	88.6/0.99	93.6/17.5	84.5/32	85.5/26	74.5	90/36.5	82.5/27	77.5/32	87.5/50	86.25/18	95.5	188
745	(30)	26	Grace Campbell Ferry Academy : Cuige Uladh, Eire	R	70.1/29	91.8/38	89.25/32	63.2/0.99	81.45/65	99	76.5/0.99	88.2/0.99	88.4/0.98	78.25/0.99	72/0.98	2.96	88.5/21.5	77/13	73.25/13	85.5/38	93.25/43	72.5	174.46
701	(26)	27(T)	Cadence Duncan Lorraine Duggan : Cuige Mumhan, Eire	R	67.25/16	89.3/14.5	80.5/0.99	73/22.5	73.5/14	44.5	79.25/12	96/36	95/33	83/24.5	75.5/0.99	69.5	88/17.5	78/17	75.75/25	88.5/56	86/16	59.5	173.5
741	(27)	27(T)	Ava Mannion Bailey Scariff Academy : Cuige Chonnacht, Eire	R	73.25/39	88.8/7.5	87.25/26	72.8/21	76.8/26	73	87/36	90.2/4	93.8/19.5	81.25/13	81/7	39.5	87/9	81.5/25	74.5/18	81.5/18	91/33	61	173.5
764	(35)	29	Mary Porter Tir Na Greine : Southern Region, USA	R	61.5/0.98	75/0.97	73/0.97	60/0.98	69.75/0.98	2.93	89.25/43	94.2/24.5	92.2/2.5	90/100	84.5/21	88.5	87/9	87.25/38	80/41	84.9/35	81/1	82	173.43
750	(22)	30	Sophia Stricker Clark Academy : Mid America Region, USA	R	72.5/36	90.9/32	86.75/24	72/17.5	81.2/53	92	82/28	81.4/0.97	91.6/1	80.75/9.5	87.5/32	38.5	86/4	79.25/20.5	70.5/5	85/36	84.75/9	34.5	165
777	(49)	31	Belle Ryan Joanne Kavanagh Academy : Cuige Laighean, Eire	R	69/24	89.3/14.5	87/25	62.5/0.99	74.25/18	56.5	74.75/0.97	82.2/0.98	89.6/0.98	81.5/14.5	79.5/1	2.96	91/48.75	80.5/24	78.25/35	80.9/15	92.6/37	96	155.46
739	(28)	32	Caoimhe Cawley Aine Murphy Academy : Cuige Mumhan, Eire	R	69.2/25	90.7/31	84.5/14.5	71/12	80.05/41	70.5	81.5/25	91.2/8	91.8/1	80/3.5	86/28	36.5	87.5/13	79/19	72.5/11	83.5/29	84.4/7	43	150
736	(33)	33	Abi Cannon McNelis Cunningham : Cuige Uladh, Eire	R	62.6/0.99	92.1/41	94/53	82/36.5	72.75/7.5	85	76.25/0.99	90.6/6	89.4/0.98	79.25/1	89/37	7.98	89/25	75.75/7	71.5/7	82.5/23	90.5/31	55	147.98
710	(46)	34	Leila Thomson Kelly Academy : Southern Region, England	R	67.75/19.5	89.8/20.5	77.5/0.98	84.5/43	72.25/2.5	42.5	79.6/16	89.5/1	94.2/23.5	79.5/1	74.5/0.98	18	91/48.75	84/30	75/21.5	82.2/21	90/29	80.5	141
771	(29)	35	Lucy Husband Onórach Mulhern Geraghty : USA & Ireland	R	66.5/12	84.9/0.99	82.25/3	77.1/26	71.1/0.99	15.99	80.25/20	96.8/41	97.4/53	83.75/28	77.5/0.99	89	92.5/65	76.75/11	72.25/10	78.3/6	84.8/10.5	31.5	136.49
757	(41)	36	Wiktoria Cieniawa Kavanagh Porter : USA and Ireland	R	60.25/0.98	77.1/0.97	81/0.99	70/2	70.75/0.99	2.96	79.5/14.5	94.2/24.5	93.4/15.5	83/24.5	86.5/29	64.5	89/25	78.25/18	73.5/14	90/75	88.75/26	69	136.46
720	(36)	37	Keira Boudewyns Wilson-Bryson-Dennis School : Eastern Region, Canada	R	64.75/1	85.6/0.99	85.5/19	70.5/5.5	73.25/11.5	18	79.4/13	93.5/19	94.9/32	87.5/56	83.75/18	69	87.5/13	80/23	78/34	80/10	84/3	46	133
756	(44)	38	Bronagh Enright Doherty Petri : USA and Ireland	R	67.5/18	87.2/1	86/21	79/29	76/22	61	81/24	86.6/0.99	89/0.98	77/0.98	72.5/0.98	2.94	89/25	75.25/5	79.5/39	81.9/19	88.5/25	69	132.94

Oireachtas Rince na Cruinne 2023

Final Result for Competition 30 : Girls 13 - 14

Notes: MW = World Medal winner : R = Recaller : Score = Judges marks : IP = Irish Points (Grid Score) : FTC = Failed To Complete : * All Totals exclude High and Low scores




			Ellen Boyle-Gibbons	Olive Burns-Crowley	Francis Curley	Charmayne Dulleay	Fiona Robinson	1st Round Total (IP) *	Bronwyn Kelly	Claire Kelly-Maxwell	Carol Kelly-Pliszuk	Imelda Keogh	Moira McMahon	2nd Round total (IP) *	Tony Ferguson	Daryl Goldes	Kerry Kelly-Oster	P.J. McCafferty	Alan Murphy	3rd Round Total (IP) *	TOTAL IP *		
Card	Position @ recall	Final Place	Name/School	Status	ROUND 1 : Score/IP				ROUND 2 : Score/IP				ROUND 3 : Score/IP										
725	(31)	39	Summer Key Nadine Martin Academy : North West Region, England	R	68.75/23	89.3/14.5	90.75/38	71/12	79.25/36	73.5	77.5/1	95/30	93.4/15.5	78/0.99	82/10	26.5	86/4	75/3	74/16	70/1	86.5/19	23	123
719	(42)	40	Connelly Tacoma The Michaela Hinds Academy : Eastern Region, Canada	R	63.1/0.99	89.4/17	91.5/41	71.5/16	72/1	34	80.4/21	73.2/0.97	91.7/1	85/34.5	82.25/11	33	85/1	89/47	75/21.5	81/16	85/12	49.5	116.5
706	(39)	41	Kiley Sudhalter Harney Pender Keady Academy : New England Region, USA	R	64.25/1	90.2/24	90.5/37	61.9/0.98	71.5/0.99	25.99	76.8/0.99	96.6/39	92.2/2.5	82.5/20.5	84.7/22	45	90.5/41	76.8/12	69/1	81.3/17	85.5/14	43	113.99
763	(50)	42	Una Mc Geough McGee : Cuige Uladh, Eire	R	63.5/0.99	80.2/0.98	80/0.99	65/1	69/0.98	2.96	83/30	84.4/0.98	94.4/25.5	81.75/16	82.5/12.5	54	89.75/34	76/8	74.75/19.5	82.7/24	85.25/13	56.5	113.46
746	(40)	43	Mary Margaret Murphy Murphy Academy : New England Region, USA	R	66.6/13	89.5/18	92.25/45	59.6/0.97	77.1/28	59	80.5/22	89.6/1	89.2/0.98	76.75/0.98	81.5/9	10.98	87/9	87.5/39	69/1	80.5/13.5	87/20	42.5	112.48
714	(43)	44	Méabh McCrudden Hession : Cuige Chonnacht, Eire	R	65.75/7	91/33.5	86.25/22	68.8/1	78.25/33	62	75.3/0.98	93.6/20.5	89.5/0.98	75.5/0.97	75/0.99	2.94	88/17.5	74.75/2	74.75/19.5	86.9/45	84.8/10.5	47.5	112.44
731	(47)	45	Bethany Hutchins Tamora School : Western Region, USA	R	61.75/0.98	86.6/0.99	83.75/10	68.9/1	75.6/21	11.99	80/18	94.4/26	92.6/6.5	81/11.5	84/19	48.5	88/17.5	87/37	76/26	79/7	84.5/8	51.5	111.99
729	(45)	46	Leah O'Reilly McNelis Cunningham : Cuige Uladh, Eire	R	64.8/1	89.3/14.5	82.75/5	72.4/20	74/17	36.5	79.75/17	91/7	95.8/38	77.5/0.98	80/2.5	26.5	89/25	77.25/14	70/3	84/32	84.1/4	43	106
734	(32)	47	Emer Hoynes Flynn O'Kane Academy : Cuige Laighean, Eire	R	67.3/17	89.1/11.5	84.5/14.5	71.3/15	78.75/34	46.5	84/32	90/3	92.8/9	80.25/5.5	89.5/38	46.5	88/17.5	74.5/1	69.5/1.5	69/1	84.3/6	8.5	101.5
730	(37)	48	Scarlett Bireley Kavanagh Porter: USA and Ireland	R	70.5/31	88.4/4	80.75/0.99	64/0.99	77/27	31.99	73/0.97	94/23	94.6/28	79.75/1.5	88/34	52.5	85/1	86.5/36	73/12	69/1	83/2	15	99.49
726	(48)	49	Avery Haviland Celtic Steps : Western Region, USA	R	65.5/5.5	88.9/9	83.5/9	62.5/0.99	76.25/23	23.5	79/11	97.4/47	91.4/0.99	79/0.99	85/24	35.99	86/4	79.75/22	71/6	79.3/8	87.75/22	36	95.49
712	(38)	50	Moirá Daly Lavin-Cassidy : Mid America Region, USA	R	66.25/11	87.9/1	88/28	76/25	70.6/0.98	37	76.8/0.99	91.8/11	94.7/30	86.25/45	79/1	42	87/9	72.75/1	70.25/4	80.1/11	80.5/1	14	93
775	(52)	51	Micalyn Preece-Kelly Flynn : Mid Atlantic Region, USA	R	63.25/0.99	90.3/25.5	82.5/4	60/0.98	71.75/1	5.99	81.75/26	89.2/1	93.8/19.5	80.75/9.5	82.75/14	43	77/1	74/1	77.25/31	83.3/28	85.75/15	44	92.99
738	(51)	52	Maeve Dick The Michaela Hinds Academy : Eastern Region, Canada	R	68.5/22	87.7/1	87.5/27	73/22.5	72.25/2.5	47	82.5/29	87/0.99	90.6/0.99	76/0.97	80.25/4	5.97	86/4	77.5/15	79/38	82/20	82/1	39	91.97
776	(53)	53	Georgia Western Trinity Studio : Western Australia		62/0.99	89.9/22	83.25/8	70.5/5.5	73.25/11.5	25	78.1/4	92.4/14	99.8/100	79.25/1	76/0.99	19							44
716	(54)	54	Dublyn Alt O'Kennedy-Holland : Mid America Region, USA		63/0.99	86.6/0.99	80/0.99	72/17.5	71.8/1	2.98	78.8/10	96.4/38	91.1/0.99	84/29.5	78/0.99	40.49							43.47
717	(55)	55	Caoimhe Loughran Loughran : North West Region, England		70.25/30	89.1/11.5	85.25/18	63/0.99	73/9.5	39	76.1/0.98	87.8/0.99	91.1/0.99	78.75/0.99	77.5/0.99	2.97							41.97
724	(56)	56	Alana Devlin Cowhie Ryan McCole : Cuige Chonnacht, Eire		65.2/3	84/0.98	81/0.99	62.1/0.99	72/1	2.98	76.2/0.99	95.2/31.5	95.1/34	77.75/0.98	76/0.99	33.47							36.46
703	(57)	57	Lucia Diaz Kavanagh Porter: USA and Ireland		64/1	90.6/29.5	80.75/0.99	62/0.98	71.25/0.99	2.98	79.5/14.5	92/12	96.2/41	80.25/5.5	74/0.98	32							34.98

Oireachtas Rince na Cruinne 2023

Final Result for Competition 30 : Girls 13 - 14

Notes: MW = World Medal winner : R = Recaller : Score = Judges marks : IP = Irish Points (Grid Score) : FTC = Failed To Complete : * All Totals exclude High and Low scores


																					
		Ellen Boyle-Gibbons	Olive Burns-Crowley	Francis Cuirley	Charmayne Dulley	Fiona Robinson	1st Round Total (IP) *	Bronwyn Kelly	Claire Kelly-Maxwell	Carol Kelly-Pisztuk	Imelda Keogh	Moira McMahon	2nd Round total (IP) *	Tony Ferguson	Daryl Goldes	Kerry Kelly-Oster	P.J. McCafferty	Alan Murphy	3rd Round Total (IP) *	TOTAL IP *	
Card	Position @ recall	Final Place	Name/School	Status	ROUND 1 : Score/IP					ROUND 2 : Score/IP					ROUND 3 : Score/IP						
707	(76)	76	Savannah Beall Teelin School : Southern Region, USA		59.75/0.98	85.4/0.99	75/0.98	60.9/0.98	68.5/0.97	2.93	76.3/0.99	92.8/16	91.4/0.99	76.5/0.98	75/0.99	2.97					5.9
718	(77)	77	Neve Jugnauth Casey O'Loughlin : Western Region, Canada		60.5/0.98	88/2	79.75/0.99	59.9/0.98	70.6/0.98	2.95	75.1/0.98	86.4/0.98	92.7/8	75.75/0.97	72/0.98	2.94					5.89
762	(78)	78	Niamh Nic Ruairi Sharon Taylor : Scotland		60/0.98	81.5/0.98	78.5/0.98	64/0.99	69.5/0.98	2.94	75.25/0.98	81.8/0.98	89.6/0.98	79/0.99	70.5/0.97	2.93					5.87

Thank you for choosing www.feisresults.com

Oireachtas Rince na Cruinne 2023

Result for Qualifying Competition 30A : Girls 13 - 14 - A


Number entered: 78 : Number danced: 75 : Number Recalled: 39 : IP = Irish Points (Grid Score) : * Total excludes High and Low scores : FTC = Failed To Complete

			ROUND 1					ROUND 2					
			Kristin Butke-Zagorski	Chris Carswell	Orla McCafferty-Doherty	Janey McGardle-Ryan	Katie Stegeman	Julia Bell	Shealagh Hallissey	Eileen McLaughlin	Kate O'Neill-Wosczyzna	Kieran Rogers	
			Rank	Entry	Name	Mark/IP	Mark/IP	Mark/IP	Mark/IP	Mark/IP	Mark/IP	Mark/IP	Mark/IP
1	579	Eirinn Fegan Doherty Petri : USA and Ireland	96/75	89/100	96/100	97.5/100	97.4/100	96.6/100	97/75	96/100	98.7/56	90/60	535.000
2	519	McKenna Furst Doherty Petri : USA and Ireland	97/100	85/1	94/75	93.5/60	96.4/75	96/75	94.5/51.5	93/65	98.8/60	90.5/75	410.000
3	641	Niamh Cullen Scoil Rince Clann McCaul : Cuige Uladh, Eire	94/65	86.8/38	92/60	96/75	95.6/65	87/43	92.75/36	94/75	92.6/9	90.25/65	334.000
4	633	Evie Marley Nadine Martin Academy : North West Region, England	91.4/53	87.4/53	91/56	92.75/53	94.8/53	83.2/31	97.25/100	90/41	91.8/5	86.5/43	274.000
5	621	Charley Gilmurray McNelis Cunningham : Cuige Uladh, Eire	89.2/33.5	86.45/31	93/65	94/65	93.4/43	79.6/5	91/29	92/60	98.5/50	87.5/50	270.500
6	541	Isabella Rose Zibe Kelly Hendry : North East Region, England	93/60	85.55/12	89.5/47	92/47	95/56	93.6/65	89.5/18.5	90.25/43	97/30	87/45	268.000
7	631	Roise Mae Henry Flynn O'Kane Academy : Cuige Mumhan, Eire	91.2/50	87.85/65	85.6/25	84/15.5	93.2/41	90/53	91.75/32	91.75/56	97.4/34	87.25/47	250.000
8	651	Caitlin Daponte Goggin-Carroll : Eastern Region, Canada	92/56	86/20.5	89.75/50	91.5/43	90.4/28	82.6/28	95/58	90.5/45	89.3/0.99	86.25/41	235.000
9	611	Dervla Mairaid Armour Curley Brennan : Cuige Laighean, Eire	89.2/33.5	86.2/24.5	90/53	93/56	94/47	86/41	90.25/24	89.5/38	97.3/33	82.75/12	228.500
10	629	Una Mc Geough McGee : Cuige Uladh, Eire	90.8/45	86.15/23	86.2/28	87.25/28	92.4/38	85.4/38	92/33	89.25/37	95.2/19	91/100	202.000
11	567	Mara Riordan McGrath Morgan Academy : Southern Region, USA	85.2/5	87/43	85.5/24	90.25/36.5	95.2/60	81/18	95/58	85.25/15.5	98.2/43	85.5/35	199.500
12	601	Mary Margaret Murphy Murphy Academy : New England Region, USA	87.8/24	87.75/60	86/27	87/25.5	94.4/50	83/30	90.5/26	87.5/28.5	99.2/100	83.25/18	187.000
13	613	Ruby O Connor Cowhie Ryan McCole : Cuige Chonnacht, Eire	88/25.5	86.9/41	89.25/45	92.5/50	91.8/35	81.6/22	88.5/10.5	91/50	89.7/0.99	84/24	177.500
14	533	Caoimhe Loughran Loughran : North West Region, England	88.2/27	86.1/22	88/37	81/10	92/36	81.9/25	95.25/65	88.6/34	91.9/6	84.9/32	176.000

Oireachtas Rince na Cruinne 2023

Result for Qualifying Competition 30A : Girls 13 - 14 - A

Number entered: 78 : Number danced: 75 : Number Recalled: 39 : IP = Irish Points (Grid Score) : * Total excludes High and Low scores : FTC = Failed To Complete

			ROUND 1					ROUND 2					
			Kristin Butke-Zagorski	Chris Carswell	Orla McCafferty-Doherty	Janey McGardle-Ryan	Katie Stegeman	Julia Bell	Shealagh Hallissey	Eileen McLaughlin	Kate O'Neill-Wosczyzna	Kieran Rogers	
			Rank	Entry	Name	Mark/IP	Mark/IP	Mark/IP	Mark/IP	Mark/IP	Mark/IP	Mark/IP	Mark/IP
15	625	Niamh Nic Ruairi Sharon Taylor : Scotland	89/31.5	85.5/10.5	87.5/34	89.75/34	89.8/24	80.7/16	91.5/31	87.25/27	97.1/31	83.8/23	170.500
16	539	Keira Boudewyns Wilson-Bryson-Dennis School : Eastern Region, Canada	91/47	85.6/13	88.5/39	80/6	91/31	91/60	93.25/39	77/0.98	98.4/47	81.5/1	170.000
17	605	Marygrace Kennedy DeNogla Academy : Mid Atlantic Region, USA	88.8/30	87.35/50	88.75/41	88.25/32	89.6/23	80.4/13	90.5/26	85.75/18.5	96.7/28	83.75/22	169.500
18	569	Emer Hoyne Flynn O'Kane Academy : Cuige Laighean, Eire	88.6/29	88/75	85.4/23	90.5/38.5	91.2/32	81.4/21	87.25/1	90.75/47	91.2/1	88/56	168.500
19	553	Emily Torrance Marie Connell : Midlands Region, England/Wales	90.6/43	86.65/35	84.75/20	80.5/7	86.6/8	83.6/32	89.25/16.5	88/31	98/39	86/38	164.000
20	657	Micalyn Preece-Kelly Flynn : Mid Atlantic Region, USA	86.2/12.5	84.95/1	86.8/32	90/35	90/25.5	90.2/56	93/37.5	83.5/4.5	96.8/29	82.3/9	145.500
21	563	Leah O'Reilly McNelis Cunningham : Cuige Uladh, Eire	85.6/8	85.15/1	85.75/26	78/1	90.2/27	88/45	87.5/2.5	91.5/53	97.5/35	84.5/28	143.000
22	511	Kiley Sudhalter Harney Pender Keady Academy : New England Region, USA	89/31.5	84.9/1	87.75/35.5	70/0.99	85/2	84.4/34	93.5/41	88.25/32	97.8/38	85.75/36.5	142.993
23	659	Belle Ryan Joanne Kavanagh Academy : Cuige Laighean, Eire	89.9/37	85.2/2.5	87.75/35.5	90.25/36.5	88.2/16	79.7/6	85.5/1	87.75/30	93/11	85.25/34	135.000
24	509	Faye Clarke The Carson Academy : Cuige Laighean, Eire	88/25.5	85.2/2.5	85/21	70/0.99	77/0.99	84.6/35	90/22.5	85.75/18.5	99.1/75	87.75/53	134.985
25	583	Aaliyah Love Anam Cara Academy : Western Region, USA	86.4/14	84.85/1	89/43	86.75/24	91.4/33	85/36	92.25/34	82/1	94.6/15	83/14.5	134.500
26	597	Kyleigh O'Keefe Flynn : Mid Atlantic Region, USA	87/18.5	86.5/32.5	79/0.98	91/41	88.6/18	84/33	88.25/8	86.75/24.5	90.7/1	84.75/30	131.500
27	523	Victoria Fox Clark Academy : Mid America Region, USA	84/1	82.25/0.98	82.25/1	74/0.99	82/1	85.6/39	94.25/47	89.75/39	98.3/45	86.1/39	125.980
28	623	Niamh Cromie Schade : Mid Atlantic Region, USA	87.4/21	86.55/34	80.7/0.99	83/14	93/39	80.1/10	91.25/30	89/36	92.9/10	82.8/13	122.000

Oireachtas Rince na Cruinne 2023

Result for Qualifying Competition 30A : Girls 13 - 14 - A


Number entered: 78 : Number danced: 75 : Number Recalled: 39 : IP = Irish Points (Grid Score) : * Total excludes High and Low scores : FTC = Failed To Complete

			ROUND 1					ROUND 2					
			Kristin Butke-Zagorski	Chris Carswell	Orla McCafferty-Doherty	Janey McGardle-Ryan	Katie Stegeman	Julia Bell	Shealagh Hallissey	Eileen McLaughlin	Kate O'Neill-Wosczyzna	Kieran Rogers	
			Rank	Entry	Name	Mark/IP	Mark/IP	Mark/IP	Mark/IP	Mark/IP	Mark/IP	Mark/IP	Mark/IP
29	507	Reese Gibbons Watt : Western Region, Canada	90/38	84.75/0.99	86.75/31	70/0.99	74/0.99	89.4/50	89/14.5	88.75/35	91.6/3	84.8/31	113.472
30	515	Madeline Brennan Onórach Mulhern Geraghty : USA & Ireland	87.2/20	84.2/0.99	78.75/0.98	64/0.98	79/0.99	80.5/14	94/45	87/26	98.6/53	85.75/36.5	110.450
31	557	Alana Devlin Cowhie Ryan McCole : Cuige Chonnacht, Eire	81.6/0.99	86.75/37	86.5/30	79.5/5	87.6/13	85.2/37	84/0.99	88.5/33	92/7	82.5/10	98.000
32	513	Savannah Beall Teelin School : Southern Region, USA	84.8/2	85.4/7.5	82/1	67/0.98	87/10	79.9/8	94.5/51.5	86.5/22.5	97.6/36	84.6/29	97.997
33	565	Bethany Hutchins Tamora School : Western Region, USA	86.8/17	87.5/56	86.25/29	86/20	77.6/0.99	78.2/1	90/22.5	83.5/4.5	96.5/27	81.75/3.5	96.500
34	559	Avery Haviland Celtic Steps : Western Region, USA	83.6/1	85.65/14	84/15	69/0.98	93.8/45	89/47	85.75/1	85/12.5	99/65	81.25/1	90.491
35	589	Addie Miller Stillson : New England Region, USA	82.2/0.99	86.35/29	82.2/1	89.5/33	85.6/4	81.2/20	86.75/1	85.5/17	98.1/41	83.1/16	86.998
36	527	Méabh McCrudden Hession : Cuige Chonnacht, Eire	89.4/35	85.75/16	88.25/38	75.5/1	88/15	78.7/1	89.5/18.5	86.75/24.5	91/1	80.8/1	86.496
37	531	Dublyn Alt O'Kennedy-Holland : Mid America Region, USA	85/3.5	86.4/30	80.75/0.99	79/3	89/20	81.1/19	90.5/26	87.5/28.5	94/13	83/14.5	86.000
38	607	Kylie McMahon Diaga Irish Dance : Eastern Region, Canada	90.4/41	85.8/17	87/33	87.75/30	86.2/6	78.8/1	85/0.99	78.25/0.99	90.5/1	82.25/8	82.983
39	537	Neve Jugnauth Casey O'Loughlin : Western Region, Canada	84.4/1	86/20.5	85.25/22	74.5/1	91.6/34	79/1	93.75/43	84.75/11	96/23	80/0.99	78.499
40	591	Ashlynn Lychak Goggin-Carroll : Eastern Region, Canada	83.8/1	84.95/1	84.25/16	90.5/38.5	90.8/30	80/9	86.5/1	86.5/22.5	94.4/14	82.1/7	76.995
41	609	Calixta Herrero Legacy Irish Dance Academy : Southern Region, USA	84/1	83.9/0.99	84.6/19	87/25.5	87.8/14	79.4/4	88.75/12.5	84.5/9.5	96.4/26	83.6/20.5	76.496
42	599	Aoife McDonagh Petrocelli Academy : New England Region, USA	86.6/15.5	85.35/6	81.35/1	86/20	82.2/1	82/26	89.75/20.5	86.25/21	91.7/4	82.6/11	74.995

Oireachtas Rince na Cruinne 2023

Result for Qualifying Competition 30A : Girls 13 - 14 - A


Number entered: 78 : Number danced: 75 : Number Recalled: 39 : IP = Irish Points (Grid Score) : * Total excludes High and Low scores : FTC = Failed To Complete

			ROUND 1					ROUND 2					
			Kristin Butke-Zagorski	Chris Carswell	Orla McCafferty-Doherty	Janey McGardle-Ryan	Katie Stegeman	Julia Bell	Shealagh Hallissey	Eileen McLaughlin	Kate O'Neill-Wosczyzna	Kieran Rogers	
			Rank	Entry	Name	Mark/IP	Mark/IP	Mark/IP	Mark/IP	Mark/IP	Mark/IP	Mark/IP	Mark/IP
43	603	Mya McMillon Celtic Steps : Western Region, USA	87/18.5	87.1/45	83.75/13	86.25/22	88.8/19	82.2/27	88.5/10.5	81/0.99	91.5/2	79.6/0.99	72.990
44	655	Vaughan Everson Dillon-Gavin : Mid America Region, USA	85.4/6.5	85.4/7.5	80.2/0.99	87.25/28	89.2/21	77.4/0.99	93/37.5	82.75/1	94.8/16	83.3/19	70.999
45	521	Abigail Proulx Murray Academy : New England Region, USA	86/10.5	84/0.99	83/9	72/0.99	90/25.5	82.8/29	89.25/16.5	85/12.5	94.9/17	81.75/3.5	66.485
46	637	Zofia Cintron Marie Moore : Mid Atlantic Region, USA	83/0.99	86.2/24.5	83.8/14	81/10	81.8/1	80.3/12	88/5.5	83.25/3	97.2/32	83.6/20.5	62.993
47	573	Imogen Halliday Brooks : Southern Region, England	88.4/28	84.8/1	82.65/5	91.75/45	89.4/22	80.6/15	78/0.98	77.75/0.98	86.7/0.98	79.75/0.99	57.941
48	517	Makena McMillon Celtic Steps : Western Region, USA	89.8/36	86.25/26	82.5/3	73/0.99	73/0.98	77.2/0.99	88.25/8	85.25/15.5	95.3/20	80.6/1	54.480
49	545	Chloe Corrigan McGahan Lees : Southern Region, England	90.2/39	84.6/0.99	84.5/18	82/13	80/0.99	76/0.99	86/1	86/20	87.9/0.99	85/33	53.969
50	653	Lucy Smith Scoil Rince Saoirse : Mid Atlantic Region, USA	84.4/1	86.7/36	82.8/8	81/10	83.8/1	77.8/1	92.5/35	84/7	90.3/1	84.25/26	52.993
51	575	Eileen Lesinski Marie Moore : Mid Atlantic Region, USA	85.8/9	86.3/27.5	83.4/11	71/0.99	90.6/29	78.6/1	85.25/0.99	79.5/0.99	86.4/0.98	80.1/0.99	50.460
52	593	Molly Morrison Teelin School : Southern Region, USA	81.2/0.98	85.45/9	82.7/6	88/31	92.2/37	76.2/0.99	85.5/1	83.75/6	90/1	81.1/1	48.980
53	543	Brooklyn Thom De Danaan : Western Region, Canada	86.6/15.5	85.3/5	82.75/7	76/1	86/5	80.2/11	89/14.5	79/0.99	95.4/21	80.25/0.99	43.489
54	627	Kinley Barnett Connolly Irish Dance : Western Region, USA	87.6/22.5	84.75/0.99	84.4/17	86/20	81.6/1	78.4/1	87.5/2.5	80.5/0.99	96.2/24	81.6/2	43.488
55	615	Madeline Harvey Connolly : New Zealand	82.8/0.99	85/1	80/0.99	81/10	86.4/7	81.8/24	90.75/28	80.75/0.99	86.9/0.99	81.8/5	38.973
56	525	Amelia Rufo Murphy Academy : New England Region, USA	81/0.98	83.5/0.98	81.5/1	70/0.99	72/0.98	78.3/1	88.75/12.5	84.5/9.5	93.7/12	84.3/27	36.940

Oireachtas Rince na Cruinne 2023

Result for Qualifying Competition 30A : Girls 13 - 14 - A


Number entered: 78 : Number danced: 75 : Number Recalled: 39 : IP = Irish Points (Grid Score) : * Total excludes High and Low scores : FTC = Failed To Complete

			ROUND 1					ROUND 2					
			Kristin Butke-Zagorski	Chris Carswell	Orla McCafferty-Doherty	Janey McGardle-Ryan	Katie Stegeman	Julia Bell	Shealagh Hallissey	Eileen McLaughlin	Kate O'Neill-Wosczyzna	Kieran Rogers	
			Rank	Entry	Name	Mark/IP	Mark/IP	Mark/IP	Mark/IP	Mark/IP	Mark/IP	Mark/IP	Mark/IP
57	619	Sophia Chapman Watters : Southern Region, USA	86/10.5	86.3/27.5	81.4/1	81/10	87.4/12	75.8/0.99	87.25/1	81.25/1	87.5/0.99	84.1/25	35.475
58	581	Brooke Carey Harney Pender Keady Academy : New England Region, USA	82.6/0.99	87.25/47	82.35/1	77.5/1	88.4/17	79.2/3	88/5.5	83/1.5	95/18	80.2/0.99	28.998
59	595	Summer Mounsey Celtic Hearts : Southern Region, England	81.8/0.99	85.95/19	82.6/4	87.25/28	72.4/0.98	74.6/0.98	84.5/0.99	84.25/8	90.4/1	79.8/0.99	26.947
60	549	Isabella Bacon Herlihy Burgoine : Southern Region, England	85.4/6.5	85.85/18	83.5/12	78/1	81/1	76.8/0.99	84/0.99	81.5/1	88.3/0.99	82/6	22.464
61	617	Meave Hanniffy Scoil Rince Saoirse : Mid Atlantic Region, USA	85/3.5	84.7/0.99	79.5/0.98	84/15.5	87.2/11	78/1	82.5/0.98	82.25/1	90.2/1	83.2/17	18.470
62	585	Darci Rogers Magennis Academy : Southern Region, USA	84.2/1	84.5/0.99	82.4/2	85.5/18	85.2/3	80.8/17	83/0.99	81.75/1	92.4/8	79.1/0.98	15.971
63	555	Alexandra Bieche Blakey O'Brien : Western Region, Canada	83.4/1	85.5/10.5	81.25/0.99	85/17	83/1	73.4/0.98	79/0.98	82.75/1	86/0.98	79.25/0.98	15.423
64	561	Reis Folmar Murray Academy : New England Region, USA	87.6/22.5	83.75/0.99	81.65/1	72.5/0.99	79.6/0.99	79.8/7	87.75/4	78.5/0.99	97.7/37	80.5/1	14.961
65	551	Maura Gareau Burke Connolly Academy : Southern Region, USA	83/0.99	86.5/32.5	81.85/1	74/0.99	84/1	74/0.98	88.25/8	82.5/1	96.3/25	79.5/0.99	12.964
66	643	Molly Allan Inchigeelagh O'Gorman : North East Region, England	80.8/0.98	85.25/4	78.25/0.98	86.5/23	71.6/0.98	73/0.98	83.5/0.99	77.5/0.98	86.5/0.98	79.3/0.98	8.890
67	647	Shuang Lysaght Triggle Academy : Southern Region, USA	83.6/1	84.55/0.99	78.5/0.98	79/3	86.8/9	81.7/23	87/1	80.25/0.99	89.5/0.99	81.3/1	7.965
68	535	Kallie Robertson Beglan Academy : Mid America Region, USA	81.4/0.98	85.1/1	83.25/10	74/0.99	78/0.99	79.1/2	86.75/1	85.1/14	89.9/1	80.25/0.99	6.964
69	529	Carrie Cassarello Inishfree : Mid Atlantic Region, USA	86.2/12.5	82/0.98	80.5/0.99	77/1	73.6/0.99	77.7/1	89.75/20.5	83/1.5	91.4/1	80.3/1	6.454
70	577	Lillian Stock Brady Campbell : Mid America Region, USA	84.6/1	86.85/39	80.4/0.99	74/0.99	82.6/1	77/0.99	84.75/0.99	79.25/0.99	95.6/22	80.75/1	5.954

Oireachtas Rince na Cruinne 2023

Result for Qualifying Competition 30A : Girls 13 - 14 - A

Number entered: 78 : Number danced: 75 : Number Recalled: 39 : IP = Irish Points (Grid Score) : * Total excludes High and Low scores : FTC = Failed To Complete

			ROUND 1					ROUND 2					
			Kristin Butke-Zagorski	Chris Carswell	Orla McCafferty-Doherty	Janey McGardle-Ryan	Katie Stegeman	Julia Bell	Shealagh Hallissey	Eileen McLaughlin	Kate O'Neill-Wosczyzna	Kieran Rogers	
			Rank	Entry	Name	Mark/IP	Mark/IP	Mark/IP	Mark/IP	Mark/IP	Mark/IP	Mark/IP	Mark/IP
71	587	Genevieve Troy McGonagle School of Irish Dance : New England Region, USA	83.2/0.99	85.7/15	80.25/0.99	74/0.99	83.4/1	76.4/0.99	84.25/0.99	80/0.99	87.1/0.99	80.3/1	5.934
72	547	Olivia Mason AMDC : North East Region, England	82/0.99	83/0.98	81.75/1	77.5/1	76/0.99	72/0.98	73.5/0.98	78/0.98	87/0.99	81/1	5.899
73	649	Blythe Garry Trinity Studio : Western Australia	80.6/0.98	83.25/0.98	79.75/0.99	79/3	76.6/0.99	75.2/0.99	86/1	82/1	86.8/0.98	79.2/0.98	5.899
74	571	Nele Leinweber O'Kelly Academy : Austria	82.4/0.99	85.05/1	81/0.99	68/0.98	71/0.98	77.6/0.99	80.5/0.98	75/0.98	89/0.99	79/0.98	5.894
FTC	505	Sienna Harte Carroll : Cuige Uladh, Eire	0/0	0/0	0/0	0/0	0/0	0/0	0/0	0/0	0/0	0/0	0.000

Oireachtas Rince na Cruinne 2023

Result for Qualifying Competition 30B : Girls 13 - 14 - B

Number entered: 78 : Number danced: 75 : Number Recalled: 39 : IP = Irish Points (Grid Score) : * Total excludes High and Low scores : FTC = Failed To Complete

			ROUND 1					ROUND 2					
			Julia Bell	Shealagh Hallissey	Eileen McLaughlin	Kate O'Neill-Wosczyzna	Kieran Rogers	Kristin Butke-Zagorski	Chris Carswell	Orla McCafferty-Doherty	Janey McGardle-Ryan	Katie Stegeman	
			Rank	Entry	Name	Mark/IP	Mark/IP	Mark/IP	Mark/IP	Mark/IP	Mark/IP	Mark/IP	Mark/IP
1	562	Hanna Mioduszezwska Cabe Academy : Cuige Laighean, Eire	92/100	89/24.5	96/100	95.6/29	92/75	97/100	92/75	94/100	97/65	97/75	454.000
2	590	Kate Lavelle Cowhie Ryan McCole : Cuige Chonnacht, Eire	89.2/56	92/47	93.5/65	99.2/100	93/100	88/25.5	86.7/10.5	92/75	98/100	91.4/34	355.500
3	622	Lena Sexton The John Lonergan Academy : Cuige Mumhan, Eire	91/75	93/65	94/75	99.1/75	89/65	95/75	89.75/60	88.2/37	91.75/37	93.4/38	350.000
4	510	Anna Borisenko Ceim Oir : Southern Region, England	89/53	89/24.5	92.5/60	98.3/50	87/50	91.4/56	87.5/36.5	88.6/45	94/56	93.8/41	295.000
5	530	Caoimhe Gorman Doherty Petri : USA and Ireland	89.6/60	89.75/33	87.5/36	96.4/36	85/32	90.8/50	87.9/47	91/65	93.25/50	95.6/56	261.000
6	560	Bronagh O'Leary Scoil Rince Ui Bhriain : Cuige Mumhan, Eire	90.2/65	89.5/31.5	90/50	94.9/22	88/60	90/41	91/65	85.75/14.5	91/31.5	90.4/32	246.000
7	612	Scarlett Petrarca Murray Academy : New England Region, USA	84.4/29	89.25/29	88.75/43	95.8/31	86.5/44	83.8/1	87.85/45	89.75/56	93.5/53	92/35	236.000
8	648	Doireann Kennedy Flynn O'Kane Academy : Cuige Mumhan, Eire	84.2/28	92.75/60	87.75/37	98.8/60	84.6/29	89.2/35	87.45/34.5	87.95/34	91/31.5	96.4/65	229.500
9	516	Roisin Kinsella-Alba Kinsella : Mid America Region, USA	88.6/47	87/8.5	84/13.5	98/45	81/3.5	90.6/47	93/100	88.1/36	96/60	94.6/47	221.000
10	566	Mary Claire Wagner Lavin-Cassidy : Mid America Region, USA	80.8/7	89/24.5	89/45	90.4/0.99	87.25/53	92/60	87.5/36.5	88.5/43	91.25/34.5	98.4/100	216.000
11	598	Grace Campbell Ferry Academy : Cuige Uladh, Eire	87.6/39	92.5/54.5	88.25/39	88.3/0.98	87.5/56	85.6/6.5	86.6/6.5	90/60	92.5/42	90.8/33	214.000
12	632	Emma Kingsbury The Michaela Hinds Academy : Eastern Region, Canada	88.2/43	93.5/100	87.25/35	95.9/32	86.5/44	88.6/30.5	87.45/34.5	87.3/28	90.25/26.5	88.4/24	207.000
13	624	Ava Rose Folan McGahan Lees : Southern Region, England	86.6/38	93.25/75	89.75/47	95.7/30	86/37.5	86.2/12	87.25/29.5	88.75/47	91.5/36	78.6/1	200.000
14	576	Abi Cannon McNelis Cunningham : Cuige Uladh, Eire	81.9/15	91.25/41	86/28.5	92.9/8	84.75/30	94/65	85.35/0.98	87.75/32	97.5/75	87/18	188.500

Oireachtas Rince na Cruinne 2023

Result for Qualifying Competition 30B : Girls 13 - 14 - B

Number entered: 78 : Number danced: 75 : Number Recalled: 39 : IP = Irish Points (Grid Score) : * Total excludes High and Low scores : FTC = Failed To Complete

			ROUND 1					ROUND 2					
			Julia Bell	Shealagh Hallissey	Eileen McLaughlin	Kate O'Neill-Wosczyzna	Kieran Rogers	Kristin Butke-Zagorski	Chris Carswell	Orla McCafferty-Doherty	Janey McGardle-Ryan	Katie Stegeman	
			Rank	Entry	Name	Mark/IP	Mark/IP	Mark/IP	Mark/IP	Mark/IP	Mark/IP	Mark/IP	Mark/IP
15	606	Sophia Stricker Clark Academy : Mid America Region, USA	85/32	91.75/45	86.25/30.5	97.5/41	81.5/10.5	88.2/28	87.2/27.5	84.75/7	90/22.5	89.8/29	181.500
16	660	Siun Salmon Petrocelli Academy : New England Region, USA	85.6/35	81/0.98	84.75/19	95/23	86.1/39	89.6/37	87.8/43	87.7/31	91/31.5	89.6/28	176.500
17	564	Scarlett Bireley Kavanagh Porter: USA and Ireland	83.4/23	89.5/31.5	80.75/1	96.3/35	83.5/23.5	89.8/38	88.5/53	83.75/1	87/5.5	96/60	174.500
18	620	Wiktoría Cieniawa Kavanagh Porter: USA and Ireland	85.8/36	89/24.5	86.75/33	95.3/26	80.25/1	88.4/29	87.6/39	89/50	86/1	87.6/21	172.500
19	618	Bronagh Enright Doherty Petri : USA and Ireland	85.4/34	89/24.5	86.5/32	97/39	79.5/0.99	87.8/24	86.9/18.5	87.25/27	90.25/26.5	88.6/25	166.000
20	580	Maeve Dick The Michaela Hinds Academy : Eastern Region, Canada	83.2/22	80.25/0.98	87/34	99/65	84.25/27	91/53	86.65/8.5	84.6/5	93/46	88/22	159.500
21	506	Cadence Duncan Lorraine Duggan : Cuige Mumhan, Eire	82/16	90.5/35.5	90.5/53	97.7/43	80/1	86.6/14.5	87.25/29.5	86.3/19	87.75/12	86.6/16	144.000
22	604	Avery Ciavoliello Wilson-Bryson-Dennis School : Eastern Region, Canada	85.2/33	87.5/12.5	85.5/24.5	92/1	83/20.5	87.2/19.5	87.4/33	87.4/29	87.25/8	92.4/36	139.000
23	646	Lucy Husband Onórach Mulhern Geraghty : USA & Ireland	79.7/1	82.5/0.99	85.75/26.5	93.7/13	83.5/23.5	88/25.5	87.75/41	88.4/41	91.25/34.5	75.6/0.99	138.496
24	584	Ava Mannion Bailey Scariff Academy : Cuige Chonnacht, Eire	78.4/0.99	91/38.5	88.5/41	98.5/53	80.5/1	87/17	87/21.5	88.25/38	89.75/19	86.4/15	137.999
25	538	Connelly Tacoma The Michaela Hinds Academy : Eastern Region, Canada	88/41	89.25/29	91.5/56	94.1/16	85.5/35	85/2	86.1/1	87/25	74/0.98	93/37	132.991
26	582	Caioimhe Cawley Áine Murphy Academy : Cuige Mumhan, Eire	78.2/0.99	90.75/37	84.75/19	93.8/14	82.75/19	86.8/16	87.35/32	89.5/53	90.25/26.5	87.4/20	130.500
27	658	Georgia Western Trinity Studio : Western Australia	84.8/31	85.25/1	82.5/3.5	95.1/24	82.1/16	88.6/30.5	87.3/31	86.6/21	89.75/19	95/50	126.000
28	650	Madelyn Shannon Trinity Academy : Mid America Region, USA	84.6/30	85/1	83.75/11.5	95.4/27	85.2/33	87.2/19.5	86.9/18.5	83.9/1	93/46	84.8/9	115.500

Oireachtas Rince na Cruinne 2023

Result for Qualifying Competition 30B : Girls 13 - 14 - B


Number entered: 78 : Number danced: 75 : Number Recalled: 39 : IP = Irish Points (Grid Score) : * Total excludes High and Low scores : FTC = Failed To Complete

			ROUND 1					ROUND 2					
			Julia Bell	Shealagh Hallissey	Eileen McLaughlin	Kate O'Neill-Wosczyzna	Kieran Rogers	Kristin Butke-Zagorski	Chris Carswell	Orla McCafferty-Doherty	Janey McGardle-Ryan	Katie Stegeman	
			Rank	Entry	Name	Mark/IP	Mark/IP	Mark/IP	Mark/IP	Mark/IP	Mark/IP	Mark/IP	Mark/IP
29	508	Lucia Diaz Kavanagh Porter : USA and Ireland	80/1	87/8.5	82/1	89/0.98	83/20.5	87.6/22.5	87/21.5	88.3/39	92.5/42	94.4/45	113.998
30	552	Aimee Strachan Caroline Greene School : Scotland	82.8/20	90/34	86.25/30.5	88/0.98	85.25/34	83/0.99	85.9/0.99	87.5/30	90/22.5	84/6	113.987
31	614	Madison Watson Rochester Academy : Mid Atlantic Region, USA	86/37	92.25/50	83/6.5	92.3/2	83.75/25	86.6/14.5	87.1/24.5	87.1/26	86.25/1	82.6/3	110.500
32	630	Mary Porter Tir Na Greine : Southern Region, USA	77.6/0.99	84/0.99	80.5/0.99	91.1/1	81.25/8	89.4/36	88.75/56	84.5/4	88.5/15.5	95.4/53	107.470
33	644	Macy Smith The Academy : Mid America and Western Australia	81.8/14	81.5/0.99	85/21	89.6/0.99	84.9/31	90.4/45	86.45/1	87.9/33	91/31.5	80.4/1	101.482
34	570	Caitlin Flanagan Catherine Flanagan Academy : Cuige Uladh, Eire	79.9/1	90.5/35.5	84.25/15	98.6/56	84.5/28	82.4/0.99	85.25/0.98	86.5/20	85/1	89/26	100.476
35	602	Lilly McMorrow Maguire-O'Shea : Southern Region, England	88.8/50	88.5/18.5	85.25/22.5	92.7/6	86.75/47	84/1	85.95/0.99	82/0.99	81/0.99	83.4/5	90.972
36	558	Summer Key Nadine Martin Academy : North West Region, England	77.2/0.98	88.75/20.5	84.5/16.5	94.4/19	82.25/17.5	84.4/1	86.45/1	86.75/22	90.25/26.5	85/10	86.000
37	518	Leila Thomson Kelly Academy : Southern Region, England	80.2/1	88/15.5	88/38	90.7/0.99	86/37.5	89.1/34	86.15/1	86.85/23	87.25/8	79.6/1	85.995
38	520	Moira Daly Lavin-Cassidy : Mid America Region, USA	78/0.99	76/0.98	76/0.98	92.1/1	79.5/0.99	89.9/39	87.1/24.5	86.2/17	92/38.5	87.2/19	84.948
39	638	Bridget Stover Lavin-Cassidy : Mid America Region, USA	83.8/25	83.5/0.99	84.5/16.5	96.2/34	81.2/6	86/9.5	86.85/16.5	86.95/24	87.5/10.5	84.2/7	84.000
40	594	Harlow Quinn Houston : Western Region, Canada	82.2/17	91.5/43	85.75/26.5	95.5/28	81.75/12.5	84.6/1	86.6/6.5	85/9	86.5/2	81/1	80.999
41	542	Stella Carangelo Goodwin : Mid Atlantic Region, USA	81.2/11	88.5/18.5	81.75/1	98.2/47	81.5/10.5	84.2/1	88/50	88/35	79/0.98	82/1	76.997
42	556	Simone Rogers Cara-Gael : Southern Region, England	88.4/45	91/38.5	83/6.5	87.5/0.98	81.75/12.5	86/9.5	86.55/4.5	80.75/0.99	89.75/19	77/0.99	72.487

Oireachtas Rince na Cruinne 2023

Result for Qualifying Competition 30B : Girls 13 - 14 - B


Number entered: 78 : Number danced: 75 : Number Recalled: 39 : IP = Irish Points (Grid Score) : * Total excludes High and Low scores : FTC = Failed To Complete

			ROUND 1					ROUND 2					
			Julia Bell	Shealagh Hallissey	Eileen McLaughlin	Kate O'Neill-Wosczyzna	Kieran Rogers	Kristin Butke-Zagorski	Chris Carswell	Orla McCafferty-Doherty	Janey McGardle-Ryan	Katie Stegeman	
			Rank	Entry	Name	Mark/IP	Mark/IP	Mark/IP	Mark/IP	Mark/IP	Mark/IP	Mark/IP	Mark/IP
43	626	Yves McCague The Carson Academy : Cuige Laighean, Eire	83.9/26	86/1	85.25/22.5	90.9/1	86.25/41	84/1	86.8/14.5	84.65/6	87.25/8	80/1	64.496
44	546	Kylie Strode Hughes-Farrelly : Mid America Region, USA	80.6/5	86.75/6	82.25/1.5	94.2/17	80.75/1.5	86.4/13	85.85/0.99	86/16	90/22.5	90/30	64.000
45	522	Lulu Simons Beglan Academy : Mid America Region, USA	79.6/1	86/1	78.5/0.99	92.6/5	79/0.99	88.1/27	86.55/4.5	85.3/10	90/22.5	93.6/39	62.478
46	652	Molly Stilkey Tamora School : Western Region, USA	81.1/10	83.5/0.99	86/28.5	94.6/20	81.1/5	90.2/43	86/0.99	85.7/13	87.5/10.5	81.4/1	59.499
47	550	Isla Cantzler Clan Rince : Western Region, USA	81.4/12	88.25/17	85.5/24.5	94/15	82.25/17.5	83.6/1	85.5/0.99	84/1	85.25/1	76/0.99	52.473
48	532	Lucy Hurley Cowhie Ryan McCole : Cuige Mumhan, Eire	82.4/18	87.25/10.5	81.5/1	93/9	82/14.5	85.1/3	87.2/27.5	81.35/0.99	88/13.5	77.2/0.99	51.488
49	554	Niamh McLaughlin Burke School of Irish Dance, OH : Mid America Region, USA	78.6/0.99	83.5/0.99	84.75/19	95.2/25	84/26	81.4/0.98	86.2/1	82.25/0.99	88/13.5	83/4	50.971
50	640	Aine Mahony Burke Connolly Academy : Southern Region, USA	78.5/0.99	83/0.99	82/1	93.1/10	76.6/0.98	88.8/32	87.15/26	81.25/0.99	87/5.5	85.6/12	46.470
51	534	Sophia Williams Kelly Hendry : North East Region, England	80.4/3	87.25/10.5	82.5/3.5	89.8/0.99	79.75/1	87.1/18	86.65/8.5	85.35/11	88.5/15.5	82.2/2	42.492
52	540	Evelyn Husband Onórach Mulhern Geraghty : USA & Ireland	81.6/13	85/1	79/0.99	92.4/3	78.5/0.98	87.6/22.5	86.3/1	85.5/12	84/0.99	94/43	40.472
53	514	Ella Williams Niall Holly Academy : Cuige Laighean, Eire	79.4/1	80/0.98	76.5/0.98	94.7/21	80.5/1	82.4/0.99	87.55/38	84.4/3	88.75/17	86.8/17	39.970
54	610	Matilda Gold Brosnan Academy : New South Wales, Australia	84/27	86.5/3.5	84/13.5	94.3/18	79.75/1	85.2/4	86.5/2.5	80.25/0.98	84/0.99	74/0.99	39.471
55	596	Rowynn Vaske Wick : Western Region, USA	83/21	86.75/6	83.25/8	90.6/0.99	83.25/22	82.8/0.99	85.8/0.99	80/0.98	85.75/1	89.4/27	37.966
56	600	Maeve Willette Lavin-Cassidy : Mid America Region, USA	77.8/0.99	84.5/0.99	83.75/11.5	93.2/11	81/3.5	85.8/8	86.75/12.5	83.5/1	84/0.99	90.2/31	36.987

Oireachtas Rince na Cruinne 2023

Result for Qualifying Competition 30B : Girls 13 - 14 - B


Number entered: 78 : Number danced: 75 : Number Recalled: 39 : IP = Irish Points (Grid Score) : * Total excludes High and Low scores : FTC = Failed To Complete

			ROUND 1					ROUND 2					
			Julia Bell	Shealagh Hallissey	Eileen McLaughlin	Kate O'Neill-Wosczyzna	Kieran Rogers	Kristin Butke-Zagorski	Chris Carswell	Orla McCafferty-Doherty	Janey McGardle-Ryan	Katie Stegeman	
			Rank	Entry	Name	Mark/IP	Mark/IP	Mark/IP	Mark/IP	Mark/IP	Mark/IP	Mark/IP	Mark/IP
57	512	Lily Bolger Matthews : Midlands Region, England/Wales	77/0.98	79/0.98	77.5/0.98	89.3/0.99	78/0.98	85.6/6.5	86.85/16.5	84.95/8	90.5/29	79.4/1	33.933
58	588	Sophia Vrbancic Trinity Academy : Mid America Region, USA	79.2/1	85.75/1	82.75/5	92.8/7	79.5/0.99	87.4/21	85.65/0.99	85.75/14.5	85/1	85.4/11	33.485
59	608	Kayleigh Fowler Watt : Western Region, Canada	82.6/19	84.25/0.99	83.5/9.5	96.6/37	78.5/0.98	82/0.98	85.4/0.98	81.5/0.99	83/0.99	75/0.99	32.437
60	586	Lyla- Rose O'Hehir O'Hehir School : North East Region, England	80.7/6	88.75/20.5	81.25/1	91.3/1	79/0.99	84.8/1	86.75/12.5	81.75/0.99	92/38.5	84.6/8	29.486
61	616	Hailey McElmoyl Inishfree : Mid Atlantic Region, USA	83.6/24	92.5/54.5	81/1	91.5/1	79.25/0.99	83.4/1	86.4/1	83/1	86.75/3.5	77.6/0.99	28.968
62	578	Payton Murray Harrison : Scotland	80.9/8	88/15.5	79.5/0.99	90.2/0.99	82/14.5	83.2/0.99	85.75/0.99	84.25/2	86/1	86/13	27.474
63	572	Livia Michelini AMDC : North East Region, England	78.8/0.99	87.75/14	83.5/9.5	91.9/1	85.75/36	81.8/0.98	86.4/1	80.5/0.99	81/0.99	72/0.98	27.440
64	654	Meghan Sheerin-Day McGing : Mid America Region, USA	79.1/1	85.5/1	82.25/1.5	91.7/1	79.1/0.99	81.2/0.98	86.95/20	83.4/1	86/1	88.2/23	24.979
65	636	Saoirse Higgins Flynn : Mid Atlantic Region, USA	78.8/0.99	86.75/6	77.75/0.98	90.3/0.99	80.1/1	83/0.99	85.7/0.99	86.25/18	84/0.99	86.2/14	18.947
66	568	Sally Colleen McDevitt McEconomy-Bradley-Doherty : Cuige Uladh, Eire	79.8/1	86.5/3.5	80.25/0.99	93.6/12	81.25/8	82.6/0.99	86.25/1	82.75/1	83/0.99	73/0.98	15.458
67	524	Lottie Cain The Duffy Travis King Academy : North West Region, England	73/0.98	84.75/1	77/0.98	90/0.99	78.75/0.99	86.1/11	86.7/10.5	83.2/1	84/0.99	73.4/0.98	15.426
68	656	Phoebe Brink Clan Rince : Western Region, USA	77.9/0.99	81/0.98	81.5/1	96.7/38	81.25/8	83.2/0.99	87.05/23	82.2/0.99	84/0.99	78.4/1	12.948
69	628	Anya-Rae Hayter Blakey O'Brien : Western Region, Canada	80.5/4	89/24.5	81.5/1	92.5/4	80.75/1.5	81/0.98	85/0.98	80.2/0.98	79/0.98	76.6/0.99	12.432
70	642	Lilia Smith Turley Duggan : Midlands Region, England/Wales	77.4/0.98	82/0.99	78.75/0.99	90.5/0.99	78.75/0.99	81.6/0.98	86.8/14.5	83.25/1	86.75/3.5	74.6/0.99	8.424

Oireachtas Rince na Cruinne 2023

Result for Qualifying Competition 30B : Girls 13 - 14 - B

Number entered: 78 : Number danced: 75 : Number Recalled: 39 : IP = Irish Points (Grid Score) : * Total excludes High and Low scores : FTC = Failed To Complete

			ROUND 1					ROUND 2					
			Julia Bell	Shealagh Hallissey	Eileen McLaughlin	Kate O'Neill-Wosczyzna	Kieran Rogers	Kristin Butke-Zagorski	Chris Carswell	Orla McCafferty-Doherty	Janey McGardle-Ryan	Katie Stegeman	
			Rank	Entry	Name	Mark/IP	Mark/IP	Mark/IP	Mark/IP	Mark/IP	Mark/IP	Mark/IP	Mark/IP
71	536	Niamh Kealey Keane O'Brien Academy : New England Region, USA	79/1	89.25/29	80/0.99	91.6/1	79.25/0.99	89/33	86.5/2.5	81/0.99	71/0.98	78/0.99	7.447
72	574	Kelsie Wiegman Southern Irish Dance : Southern Region, USA	80.3/2	86.25/2	79.25/0.99	88.6/0.98	80/1	85.4/5	85.15/0.98	82.5/1	77/0.98	71/0.98	6.924
73	592	Ireland Beckett McGing : Mid America Region, USA	81/9	85.5/1	79.75/0.99	91.8/1	78.25/0.98	82.2/0.99	85.1/0.98	79/0.98	83/0.99	79/1	5.923
74	528	Perla Liana Adamekova Avalon Academy : Slovakia	75.8/0.98	85.25/1	78/0.98	96/33	77/0.98	83.6/1	86.35/1	80.4/0.98	81/0.99	72.6/0.98	5.906
75	526	Jillian Roth Southern Irish Dance : Southern Region, USA	74/0.98	87.5/12.5	78.25/0.99	87/0.98	80.25/1	83.1/0.99	86.1/1	79.5/0.98	79/0.98	71.4/0.98	5.897