



Oireachtas Rince na Cruinne 2023



Results for Competition 31 : Girls 12 - 13

Adjudicators

Round 1

Tony Ferguson
Sarah-Jayne MacLaverty
Bronwyn Kelly
Claire Kelly-Maxwell
Imelda Keogh

Round 2

Ellen Boyle-Gibbons
Charmayne Dulle
Joseph Manning
Vicki Paulin
Fiona Robinson

Round 3

Kerry Kelly-Oster

Carol Kelly-Pirsztuk	P.J. McCafferty
Kathleen McLaughlin-Giroux	Alan Murphy

Oireachtas Rince na Cruinne 2023

Final Result for Competition 31 : Girls 12 - 13

Notes: MW = World Medal winner : R = Recaller : Score = Judges marks : IP = Irish Points (Grid Score) : FTC = Failed To Complete : * All Totals exclude High and Low scores



Card	Position @ recall	Final Place	Name/School	Status	ROUND 1 : Score/IP					ROUND 2 : Score/IP					ROUND 3 : Score/IP					1st Round Total (IP) *	2nd Round total (IP) *	3rd Round Total (IP) *	TOTAL IP *
					Tony Ferguson	Sarah-Jayne MacLavery	Bronwyn Kelly	Claire Kelly-Maxwell	Imelda Keogh	Ellen Boyle-Gibbons	Charmayne Dullea	Joseph Manning	Vicki Paulin	Fiona Robinson	Kerry Kelly-Oster	Carol Kelly-Pirszuk	P.J. McCafferty	Kathleen McLaughlin-Giroux	Alan Murphy				
739	(1)	1	Lucie Pardy Flynn O'Kane Academy : Cuige Mumhan, Eire	MW	91/75	99/100	96.5/100	98.5/65	86.5/65	240	88.5/75	87/100	90/75	90/100	82.25/60	250	74.5/28	99.2/100	95/100	98/100	94.5/47	247	737
743	(2)	2	Alia Albers Cresham Academy : Cuige Chonnacht, Eire	MW	92/100	96.8/37	84.75/21	98.8/100	85.75/56	193	79.75/50	72.4/15	76.5/28	86/60	83.5/100	138	79.5/56	98.4/65	83.5/28	94.75/43	94.75/50	149	480
704	(3)	3	Orla Wormald Nadine Martin Academy : North West Region, England	MW	84.25/20	98.25/56	91.5/53	98.4/60	85/47	156	79/47	86.5/60	88.5/56	78.8/26	83/75	163	75.25/31	97.6/48.5	88.7/53	95.75/53	96.5/75	154.5	473.5
725	(5)	4	Aristea Zehnacker Corda Mor : Mid America Region, USA	MW	84/16	98.1/50	86.75/29	97.3/35	84/38.5	102.5	92.5/100	86/56	75/21	87/75	81/45	176	88/100	97.6/48.5	84.5/30	97/75	95/53	176.5	455
757	(6)	5	Mikayla Young Callanan MacLoone O' Meara : Cuige Mumhan, Eire	MW	86/34.5	98.5/75	95/65	97.4/36	78.5/1.5	135.5	77.5/39	79.1/29	79.25/41	81.3/37	79.8/30	106	78.5/45	99/75	88.5/50	96.5/60	96/65	175	416.5
764	(10)	6	Linden Gawronski Rochester Academy : Mid Atlantic Region, USA	MW	84.5/21.5	93.5/20	89/37.5	93.8/6	85.5/53	79	77/36	80/32	89.5/65	86.5/65	80.3/35	136	78.25/43	98/56	88.8/56	96.75/65	93/43	155	370
741	(7)	7	Heidi Corcoran Stephanie Power : Cuige Chonnacht, Eire	MW	85/25	97.3/41	96/75	97.85/45	83.5/35.5	121.5	70.5/20	82.2/37	93/100	78.5/23	81.5/53	113	80/60	96.2/31	87.5/41	95/45	94.25/45	131	365.5
723	(4)	8	Doireann Moffatt Sylvan Kelly : Cuige Chonnacht, Eire	MW	80/0.99	98.33/60	94/60	97.2/34	85.25/50	144	78.25/45	84/53	84/47	85/50	78.5/19	142	74/27	94.4/17.5	80/19	90/23.5	95.5/60	69.5	355.5
740	(8)	9	Orlaith Kelly Devaney- Togher Academy : Midlands Region, England/Wales	MW	86/34.5	96.33/32	89.75/43	95.5/22	86/60	109.5	80.5/56	82.1/36	82/43	80/33	79.75/29	112	77.5/39	97.2/38	87/38	93.5/38	89.25/33	114	335.5
711	(9)	10	Lusai Gillespie McNelis Cunningham : Cuige Uladh, Eire	MW	83/11	92.5/14.5	90.25/47	98.2/53	88/100	114.5	69.8/16	78.5/27	78.1/35	82.5/41	82.5/65	103	73.25/24	97.3/39	88.9/60	92.75/35	88.25/28	102	319.5
706	(12)	11	Calliandra Grzybek Tir Na Greine : Southern Region, USA	MW	84/16	95.75/27	86.5/28	95.6/23.5	83.75/37	78.5	76.75/35	86.7/70	69.75/0.99	79.2/29	82/56	120	79.25/53	96.4/32.5	88.2/45	90/23.5	88.75/31	108.5	307
702	(13)	12	Maura Sur Lavin-Cassidy : Mid America Region, USA	MW	87/39	97/38	85.5/24	94.2/9	87/75	101	73/30	79.4/31	78.75/38	80.2/34	77.6/11	95	78.75/47	97.4/42	87.4/39	88.75/19	83.5/14	100	296
726	(14)	13	Penny Barton The Duffy Travis King Academy : North West Region, England	MW	85.25/28	89/1	89.25/39	97.8/43	81.5/23.5	90.5	72.25/28	83/41	78/34	85.5/53	77.75/12	103	84/75	96/29	86/35	93/36	81/11	100	293.5
709	(16)	14	Lauren Gallagher Hennigan Irish Dance : Southern Region, England	MW	81/2.11	96.75/36	87.75/32	98/50	82.25/28	96	74.25/34	82.6/39	70.3/0.99	77.1/11	79.6/27.5	72.5	71.75/19	97.5/45	88.4/47	91.5/31	95.25/56	123	291.5
755	(11)	15	Cara Mc Clean Mona Ni Rodaigh : Cuige Uladh, Eire	MW	85.5/29.5	96.5/34	89.5/41	96.4/28	83.5/35.5	99	69.25/12	83.2/45	77.25/31	85.8/56	79.6/27.5	103.5	73.75/26	94.6/19.5	82.4/24	86/9	88.5/29	69.5	272
737	(28)	16	Leilani Dore Mullane Godley : Mid America Region, USA	MW	87.5/43	88.75/1	84.25/19	97.9/47	78.75/3.5	65.5	70.75/22	71.1/10	74.25/17	82/39	78/15	54	78/41	96.6/34.5	69.5/8	95.5/50	92/41	116.5	236
742	(31)	17	Holly Brennan Curley Brennan : Cuige Laighean, Eire	MW	84/16	98.4/65	82/14	95.3/19.5	82.5/29.5	65	71.5/27	71.3/11	73.75/13	80.5/35	74.2/0.98	51	76.5/36	94.6/19.5	82.5/25	96/56	97/100	117	233
730	(15)	18	Coco Ward Kavanagh Porter : USA and Ireland	MW	85/25	96.66/35	90.5/50	97.5/37	79/5.5	97	71/23	78/24	77/30	84/45	77.25/7	77	70.5/15	94/13.5	75/14	94.5/41	88/27	56	230

Oireachtas Rince na Cruinne 2023

Final Result for Competition 31 : Girls 12 - 13

Notes: MW = World Medal winner : R = Recaller : Score = Judges marks : IP = Irish Points (Grid Score) : FTC = Failed To Complete : * All Totals exclude High and Low scores



Card	Position @ recall	Final Place	Name/School	Status	ROUND 1 : Score/IP					ROUND 2 : Score/IP					ROUND 3 : Score/IP					1st Round Total (IP) *	2nd Round total (IP) *	3rd Round Total (IP) *	TOTAL IP *
					Tony Ferguson	Sarah-Jayne MacLavery	Bronwyn Kelly	Claire Kelly-Maxwell	Imelda Keogh	Ellen Boyle-Gibbons	Charmayne Dullea	Joseph Manning	Vicki Paulin	Fiona Robinson	Kerry Kelly-Oster	Carol Kelly-Pirsztuk	P.J. McCafferty	Kathleen McLaughlin-Giroux	Alan Murphy				
707	(21)	19	Alex O'Donnell Doherty Petri : USA and Ireland	MW	88/46	97.75/45	88.75/36	94.4/10	80.25/15	96	69.4/13	71/8.5	73.6/12	77.8/18	79.1/24	43	75.75/33	95.4/24.5	84.9/32	92.25/33	75/5	89.5	228.5
721	(17)	20	Athenais Selve Onórach Mulhern Geraghty : USA & Ireland	R	89.5/56	91.75/11	82.5/15	97.6/38.5	81/19.5	73	70.7/21	83.3/47	74.1/16	78.4/22	81.3/50	90	76/34	94.2/15.5	68/6	88.5/18	87.5/26	59.5	222.5
751	(24)	21	Etta Channels Francis Academy : Mid Atlantic Region, USA	R	80/0.99	91/8	72/0.98	94.8/14	81.25/21.5	22.99	77.25/38	64.3/0.99	76.25/27	81.5/38	80.75/39	103	81/65	96.8/36	84/29	90.25/25	86.5/22	90	215.99
747	(20)	22	Alana Paolone Cornell : Eastern Region, Canada	R	79/0.99	88/0.99	86/25	97/33	77/0.99	26.98	77.75/41	83.4/50	78.25/36	81/36	76.1/0.99	113	75.5/32	97.8/53	81/21	89.75/22	80.75/10	75	214.98
718	(18)	23	Isabella Renzi McGrath Morgan Academy : Southern Region, USA	R	83/11	80/0.98	70/0.98	92.2/1	60/0.98	2.96	84/60	86.7/70	87.5/50	84.8/47	80.35/36	157	72/20	94.8/21	92/75	85.5/8	82.5/12	53	212.96
708	(33)	24	Anna McGlew Doherty Petri : USA and Ireland	R	82/7.5	96.33/32	86.25/26.5	93.6/4	82.75/31	65	67.6/1	75.5/20	71.3/1	78.6/24	80.1/32	45	76.75/37	95.6/26.5	81.5/22	93.25/37	88.6/30	93.5	203.5
719	(19)	25	Avae O' Reilly O'Neill Blake : Cuige Uladh, Eire	R	88.5/50	96.33/32	73.5/0.99	95/16	83.25/34	82	66.7/0.99	82.4/38	76.75/29	72.2/0.99	80.9/43	67.99	68/10	93.1/8	83/26	87/12	90.25/37	48	197.99
717	(30)	26	Addison Bakich Magennis Academy : Southern Region, USA	R	85.5/29.5	86.75/0.99	81/12	95/16	82/26.5	54.5	66.2/0.99	83.1/43	74.3/18	72.3/0.99	81.25/47	61.99	70/13	98.2/60	88/43	89/20	84.5/17	80	196.49
733	(26)	27	Maggie Murphy Doherty Petri : USA and Ireland	R	90.25/60	98.2/53	87.25/30	96/25.5	80/13.5	108.5	66.5/0.99	72/13	72/2	74/1	78.25/16	16	72.25/21	95.6/26.5	74/11	92/32	87/24	71.5	196
728	(34)	28	Anna O'Neill Doherty Petri : USA and Ireland	R	86.5/38	86.5/0.99	79.25/6	96.7/31	80.5/16.5	53.5	72.5/29	74/17	73/7	83/43	77.5/10	56	69/11	92.8/7	86.1/36	94/39	91/39	86	195.5
724	(36)	29	Annie Henry Mona Ni Rodaigh : Cuige Uladh, Eire	R	90.5/65	91.5/10	88/33	97.7/41	77/0.99	84	70/17	82/35	70/0.99	70/0.99	77/4	21.99	65/5	97/37	82/23	92.5/34	89/32	89	194.99
712	(32)	30	Ellie Quinlan Callanan MacLoone O' Meara : Cuige Mumhan, Eire	R	88/46	97.25/39	81.5/13	96.2/27	84.5/43	109	66.2/0.99	69.7/2	77.5/32	75.3/3	76.35/1	6	74.75/29	96.1/30	79.5/18	87.25/13	90/36	77	192
756	(25)	31	Hannah Logatto Kavanagh Porter: USA and Ireland	R	79/0.99	96/29	89/37.5	96.8/32	79.25/7.5	68.5	69.5/14	76/21.5	75.5/24	78.3/21	76.5/1	56.5	72.5/22	95.4/24.5	80.5/20	86.75/11	84.25/16	58	183
767	(43)	32	Maura Goddeyne Kotelnicki : Mid Atlantic Region, USA	R	81/2.11	88.25/1	72.5/0.98	96/25.5	83/32.5	28.61	74/33	72.3/14	73.3/10	78.7/25	77.8/13.5	52.5	76.25/35	96.6/34.5	84.8/31	91.25/30	80.5/9	95.5	176.61
715	(41)	33	Casey Wolf Mullane Godley : Mid America Region, USA	R	87.25/41	92.75/16.5	74.5/0.99	91.6/0.99	77.5/0.99	18.49	71.2/24	78.4/26	73.8/14	79.6/31	76.26/0.99	64	77/38	97.4/42	78/17	88/16	89.5/35	90	172.49
748	(37)	34	Addison Gerhardt Rince Na Tiarna : Mid Atlantic Region, USA	R	82/7.5	95/24	77.5/1	93/1	80.5/16.5	25	80/53	75/18.5	76/26	79.5/30	77.3/8.5	74.5	73.5/25	96.4/32.5	85.1/34	87.75/15	80/8	72.5	172
720	(27)	35	Kathryn Frank The Academy : Mid America and Western Australia	R	85/25	89.25/1	83.5/17	94.5/11	84.75/45	53	69.2/11	81/33.5	77.75/33	77.4/14	78.6/20	67	73/23	93.8/11.5	85/33	87.5/14	83/13	50	170
716	(22)	36	Mairead Raley McGough Academy : Mid Atlantic Region, USA	R	86/34.5	95.25/25	78.25/3.5	92/1	80.75/18	46.5	77.2/37	79.2/30	75.1/22	72.8/0.99	80.8/41	89	79/50	92.6/6	69/7	85/7	86/20	34	169.5

Oireachtas Rince na Cruinne 2023

Final Result for Competition 31 : Girls 12 - 13

Notes: MW = World Medal winner : R = Recaller : Score = Judges marks : IP = Irish Points (Grid Score) : FTC = Failed To Complete : * All Totals exclude High and Low scores



Card	Position @ recall	Final Place	Name/School	Status	ROUND 1 : Score/IP					1st Round Total (IP) *	ROUND 2 : Score/IP					2nd Round total (IP) *	ROUND 3 : Score/IP					3rd Round Total (IP) *	TOTAL IP *
					Tony Ferguson	Sarah-Jayne MacLavery	Bronwyn Kelly	Claire Kelly-Maxwell	Imelda Keogh		Ellen Boyle-Gibbons	Charmayne Dullea	Joseph Manning	Vicki Paulin	Fiona Robinson		Kerry Kelly-Oster	Carol Kelly-Prisztuk	P.J. McCafferty	Kathleen McLaughlin-Groux	Alan Murphy		
703	(29)	37	Megan Mallen Kelly Hendry : North East Region, England	R	81/2.11	96.25/30	88.5/35	96.6/30	75/0.98	62.11	68.2/4	78.2/25	72.75/6	79.8/32	79.25/25	56	67.5/9	94.4/17.5	67/5	90.5/26.5	85.75/19	45.5	163.61
753	(35)	38	Alice McGowan Harney Pender Keady Academy : New England Region, USA	R	82/7.5	86/0.99	85/22	95.6/23.5	77.25/0.99	30.49	78/43	73.1/16	89/60	77.7/17	77.8/13.5	76	66.5/7	95/22	83.3/27	86.5/10	84.75/18	50	156.49
736	(38)	39	Ava Mc Laughlin McCaul : Cuige Uladh, Eire	R	89/53	95.8/28	80.5/11	98.3/56	78.25/1	92	73.6/32	70/5	70.5/0.99	71/0.99	76.5/1	6.99	69.5/12	95.2/23	74.5/12	89.5/21	87.25/25	56	154.99
727	(39)	40	Scarlotte Heessen Scanlon : Midlands Region, England/Wales	R	85.75/31	87.75/0.99	86.25/26.5	96.5/29	84.25/41	86.5	68.5/6	71/8.5	70.25/0.99	74.5/1	76.25/0.99	7.99	71/16	92/5	86.5/37	91/29	84/15	60	154.49
735	(23)	41	Adele Kushner Wilson-Bryson-Dennis School : Eastern Region, Canada	R	80/0.99	92/12.5	88.25/34	95.3/19.5	79.25/7.5	39.5	86/65	67/1	88/53	73/1	80.25/34	88	67/8	95.8/28	71/9	82/5	76/6	23	150.5
754	(40)	42	Nola Pinkham Brady Academy : New England Region, USA	R	79/0.99	97.5/43	80/8.5	92.4/1	79.5/9.5	19	71.25/25.5	68/1	82.5/45	77.5/15.5	80/31	72	71.5/18	93.8/11.5	72/10	90.75/28	89.4/34	57.5	148.5
701	(45)	43	Maddie Barry Joanne Kavanagh Academy : Cuige Laighean, Eire	R	84.5/21.5	98/47	80/8.5	93.4/3	81.5/23.5	53.5	65.25/0.98	67.2/1	74.75/20	72.5/0.99	78.3/17.5	19.49	71.25/17	94.2/15.5	76/16	95.25/47	90.75/38	71	143.99
729	(44)	44	Grace Reilly Kavanagh Porter: USA and Ireland	R	84/16	93.25/19	78.25/3.5	98.6/75	83/32.5	67.5	69/10	76/21.5	69/0.98	68/0.98	75.5/0.99	11.97	66/6	93.4/10	89/65	90.5/26.5	79/7	43.5	122.97
758	(42)	45	Niamh Chedzoy Walshe Academy : Southern Region, England	R	80/0.99	92.5/14.5	92/56	94/7.5	84/38.5	60.5	69.75/15	63/0.98	78.5/37	73.5/1	77.1/5.5	21.5	70.25/14	93.2/9	75.5/15	84.5/6	86.1/21	38	120
766	(46)	46	Ayasha Lombard Fegan Academy : Cuige Laighean, Eire	R	85/25	87.5/0.99	84/18	92/1	81.75/25	44	71.25/25.5	71.9/12	71.1/0.99	76.8/9	75.85/0.99	21.99	75/30	94/13.5	74.8/13	88.25/17	86.75/23	53.5	119.49
714	(47)	47	Charlotte Knight Dillon-Gavin : Mid America Region, USA		86/34.5	90.25/5	84.5/20	94/7.5	79.75/11.5	39	67.2/1	75/18.5	71.8/1	78.1/20	76.76/2	21.5							60.5
734	(48)	48	Sahara Donelan The Academy : Mid America and Western Australia		85/25	94.25/22	85.25/23	91.2/0.99	79.5/9.5	54.5	67.75/2	66/0.99	71.25/1	72/0.99	79/23	3.99							58.49
749	(49)	49	Jillian Rose Drake : Southern Region, USA		81/2.11	85/0.98	75/0.99	95.2/18	78/1	4.1	73.5/31	70.2/6	79/39	77.5/15.5	76/0.99	52.5							56.6
760	(50)	50	Robyn O Shea Cowie Ryan McCole : Cuige Mumhan, Eire		80/0.99	90.75/7	75.5/0.99	90/0.99	82.5/29.5	8.99	66.25/0.99	65/0.99	74.5/19	79/27.5	80.6/38	47.49							56.48
759	(51)	51	Molly Young Kilkenny Lundy School : Netherlands	Aisling	79/0.99	90/4	90/45	89.8/0.99	82/26.5	31.49	70.2/18	69.8/3.5	73.1/8	74.2/1	77.3/8.5	20							51.49
765	(52)	52	Eva Myles Scoil Rince Fingal : Cuige Laighean, Eire		86/34.5	92.75/16.5	73.25/0.99	88.8/0.98	81/19.5	36.99	68.8/9	65.3/0.99	70.1/0.99	71.5/0.99	78.3/17.5	10.98							47.97
750	(53)	53	Ciara Davis Mary Elwood : Cuige Chonnacht, Eire		84/16	95.5/26	74.75/0.99	91.4/0.99	76.5/0.99	17.98	67/1	64.7/0.99	75.25/23	75.5/4	79.5/26	28							45.98
731	(54)	54	Ellen Mcvey Cabe Academy : Cuige Laighean, Eire		84/16	89.25/1	79.75/7	97.6/38.5	77.5/0.99	24	66.75/0.99	77/23	71/0.99	78/19	75.25/0.99	20.99							44.99

Oireachtas Rince na Cruinne 2023

Final Result for Competition 31 : Girls 12 - 13

Notes: MW = World Medal winner : R = Recaller : Score = Judges marks : IP = Irish Points (Grid Score) : FTC = Failed To Complete : * All Totals exclude High and Low scores




Card	Position @ recall	Final Place	Name/School	Status	ROUND 1 : Score/IP					ROUND 2 : Score/IP					ROUND 3 : Score/IP					1st Round Total (IP) *	2nd Round total (IP) *	3rd Round Total (IP) *	TOTAL IP *					
					Tony Ferguson	Sarah-Jayne MacLavery	Bronwyn Kelly	Claire Kelly-Maxwell	Imelda Keogh	Ellen Boyle-Gibbons	Charmayne Dullea	Joseph Manning	Vicki Paulin	Fiona Robinson	Kerry Kelly-Oster	Carol Kelly-Pirsztuk	P.J. McCafferty	Kathleen McLaughlin-Giroux	Alan Murphy									
744	(55)	55	Cora Burns Sharon Taylor : Scotland		81/2.11	93/18	87.5/31	91/0.99	79.75/11.5	31.61	67.25/1	64/0.99	73.5/11	79/27.5	76.35/1	12.99												44.6
745	(56)	56	Millie McInerney Lorraine Duggan : Cuige Mumhan, Eire		80/0.99	90.5/6	83/16	95/16	79/5.5	27.5	68.75/8	66.1/0.99	71.5/1	77/10	77.1/5.5	14.5												42
738	(57)	57	Teagan Emmer Emerald Isle : Mid Atlantic Region, USA		84/16	85.75/0.99	77.25/1	93.7/5	81.25/21.5	22	66/0.99	69.1/1	73.25/9	66/0.98	80.5/37	10.99												32.98
732	(58)	58	Delaney Canning Yvonne Kelly Dance Academy : Eastern Region, Canada		86/34.5	88.75/1	77.75/1	94.7/13	78.5/1.5	15.5	70.25/19	69/1	74/15	67/0.98	76.75/1	17												32.5
752	(59)	59	Charlotte Witt Murphy Academy : New England Region, USA		79/0.99	94.5/23	76.75/1	92.6/1	80/13.5	15.5	65.5/0.99	66.2/1	72.5/5	76.5/7.5	78.8/21.5	13.5												28.99
762	(60)	60	Ayla Lafreniere Murray Academy : New England Region, USA		83/11	91.25/9	76/0.99	89/0.98	75.75/0.99	10.98	67.5/1	64.9/0.99	75.75/25	77.3/13	75/0.98	14.99												25.97
713	(61)	61	Maeve Connolly Brady Academy : New England Region, USA		82/7.5	94/21	80.25/10	90.4/0.99	78.25/1	18.5	68.6/7	62/0.98	69.5/0.98	69.5/0.99	74.75/0.98	2.95												21.45
705	(62)	62	Lucy Frawley Lorraine Duggan : Cuige Mumhan, Eire		78/0.98	87.25/0.99	78/1.5	91.8/0.99	76.75/0.99	2.97	65/0.98	81/33.5	72.1/3	77.2/12	76.85/3	18												20.97
746	(63)	63	Ava Holt Claddagh : Western Region, USA		79/0.99	87/0.99	74/0.99	94.6/12	76/0.99	2.96	68.25/5	70.3/7	71.75/1	76/5	76.6/1	11												13.96
768	(64)	64	Clodagh Canning Brosnan Academy : New South Wales, Australia		81/2.11	86.25/0.99	78/1.5	95.4/21	77.75/1	4.61	68/3	69.8/3.5	69.9/0.99	76.3/6	76.1/0.99	7.49												12.1
710	(65)	65	Ciara Brady Campbell Brady Campbell : Mid America Region, USA		81/2.11	89.75/3	76.5/1	93.2/2	78.75/3.5	7.11	66.1/0.99	62.1/0.98	71.6/1	74.8/1	80.2/33	2.99												10.1
763	(66)	66	Addleen Davian The Academy : Mid America and Western Australia		79/0.99	92/12.5	79/5	90/0.99	76.25/0.99	6.97	66.9/1	63.2/0.99	70.75/0.99	76.5/7.5	75.3/0.99	2.97												9.95
761	(67)	67	Ella Massery Lavin-Cassidy : Mid America Region, USA		81/2.11	84.5/0.98	73/0.99	88/0.98	75.5/0.98	2.95	65.75/0.99	64.5/0.99	72.25/4	70.5/0.99	78.8/21.5	5.98												8.93
722	(68)	68	Bronagh Fleming Scoil Uí Cheallaigh : Cuige Mumhan, Eire		81/2.11	89.5/2	75.5/0.99	90.8/0.99	78/1	3.99	65/0.98	79/28	68/0.98	75/2	75.75/0.99	3.97												7.96

Thank you for choosing www.feisresults.com

Oireachtas Rince na Cruinne 2023

Result for Qualifying Competition 31A : Girls 12 - 13 - A

Number entered: 68 : Number danced: 66 : Number Recalled: 34 : IP = Irish Points (Grid Score) : * Total excludes High and Low scores : FTC = Failed To Complete

			ROUND 1					ROUND 2					
			Kristin Butke-Zagorski	Chris Carswell	Shealagh Hallissey	Janey McGardle-Ryan	Katie Stegeman	Julia Bell	Orla McCafferty-Doherty	Eileen McLaughlin	Kate O'Neill-Wosczyzna	Kieran Rogers	
			Rank	Entry	Name	Mark/IP	Mark/IP	Mark/IP	Mark/IP	Mark/IP	Mark/IP	Mark/IP	Mark/IP
1	591	Lucie Pardy Flynn O'Kane Academy : Cuige Mumhan, Eire	98/100	90/100	92.5/58.5	98/100	94.6/43	93/65	92/75	95/100	95.9/26	92/100	498.500
2	625	Mikayla Young Callanan MacLoone O' Meara : Cuige Mumhan, Eire	96/60	84.4/21	92.5/58.5	93/48.5	94.2/41	95.6/100	91/65	94/75	97.9/43	90.5/75	363.000
3	565	Aristea Zehnacker Corda Mor : Mid America Region, USA	97/75	85.75/38	91.75/42	96/65	97.4/75	95/75	89/45	91/56	97/35	87.5/43	326.000
4	637	Linden Gawronski Rochester Academy : Mid Atlantic Region, USA Oriaithn Keily	95.2/53	89/75	87/16.5	91/44	91.6/34	92/56	89.85/56	86.75/35	98.5/56	89.25/53	296.000
5	597	Devaney- Togher Academy : Midlands Region, England/Malec	92/41	83.2/7	92.25/48.5	93/48.5	91/32	87/32	94/100	93/65	96.3/30	90/65	283.500
6	523	Calliandra Grzybek Tir Na Greine : Southern Region, USA	93/45	85.5/35	80.5/1.5	86/32	92/35	92.4/60	89.5/50	91.5/60	98.7/65	84.75/31	272.000
7	585	Ava Mc Laughlin McCaul : Cuige Uladh, Eire	89.6/31	85.6/36	92.5/58.5	83/23	92.6/36	90.4/50	89.75/53	88.5/45	98.3/50	82.25/13.5	248.000
8	525	Alex O'Donnell Doherty Petri : USA and Ireland	91.2/38	84/18	91/36	97/75	96.4/56	87.8/34	88.25/39	87.75/39	96.7/33	81.25/3.5	236.000
9	557	Athenais Selve Onórach Mulhern Geraghty : USA & Ireland	88.4/25	86.5/45	92/45	94/56	96.8/60	82.2/21	84.75/20	89/47	98/45	80.75/1	232.000
10	533	Ellie Quinlan Callanan MacLoone O' Meara : Cuige Mumhan, Eire	93.4/47	87/56	82.5/7	87/33	87.4/23	87.6/33	86.2/30	89.25/50	98.4/53	85.5/34	220.000
11	613	Addison Gerhardt Rince Na Tiarna : Mid Atlantic Region, USA	86.8/19	82.75/2.5	90.75/33.5	83/23	97/65	90.1/45	90/60	85/28	98.8/75	85.75/35	215.500
12	547	Isabella Renzi McGrath Morgan Academy : Southern Region, USA	96.6/65	82.4/1	90/29.5	78/3	96/53	90/43	87.75/37	87/36	98.6/60	88/45	210.500
13	515	Maura Sur Lavin-Cassidy : Mid America Region, USA	95/50	85/30	93/100	80/9.5	94/39	83.8/26	88.5/41	84.5/25.5	94.6/19	86.25/37	207.500
14	619	Alice McGowan Harney Pender Keady Academy : New England Region, USA	90.6/36	85.85/39	88.75/25	90/40	83.2/15	83/24	88.75/43	84.75/27	97.4/37	89.75/58	207.000

Oireachtas Rince na Cruinne 2023

Result for Qualifying Competition 31A : Girls 12 - 13 - A


Number entered: 68 : Number danced: 66 : Number Recalled: 34 : IP = Irish Points (Grid Score) : * Total excludes High and Low scores : FTC = Failed To Complete

			ROUND 1					ROUND 2					
			Kristin Butke-Zagorski	Chris Carswell	Shealagh Hallissey	Janey McGardle-Ryan	Katie Stegeman	Julia Bell	Orla McCafferty-Doherty	Eileen McLaughlin	Kate O'Neill-Wosczyzna	Kieran Rogers	
			Rank	Entry	Name	Mark/IP	Mark/IP	Mark/IP	Mark/IP	Mark/IP	Mark/IP	Mark/IP	Mark/IP
15	583	Adele Kushner Wilson-Bryson-Dennis School : Eastern Region, Canada	92.4/43	86.6/47	91/36	84.5/29.5	82.6/13	89/38	85.5/25.5	85.5/30	96.4/31	83.75/26	195.500
16	623	Hannah Logatto Kavanagh Porter: USA and Ireland	87.2/21	83.65/16	92.5/58.5	93.5/53	91.4/33	85/29	86.75/34	84.25/24	96.2/29	84.5/30	195.000
17	605	Cora Burns Sharon Taylor : Scotland	89.4/30	85.65/37	92.75/75	83/23	93.4/38	89.8/41	85.75/28	86.5/34	92.6/15	83.5/24.5	191.500
18	641	Maura Goddeyne Kotelnicki : Mid Atlantic Region, USA	85.8/14	84.95/29	90/29.5	88/34.5	89.6/29	84.4/28	87.25/36	86.25/33	97.6/39	83.5/24.5	184.500
19	561	Annie Henry Mona Ni Rodaigh : Cuige Uladh, Eire	89.8/32	86.75/50	90.5/32	95.75/60	93/37	81.6/17	80.25/1	88.25/43	97.7/41	80.5/1	177.997
20	529	Lauren Gallagher Hennigan Irish Dance : Southern Region, England	83.8/3	88/65	83.5/8	73/1	98/100	88.4/36	84.4/16	88/41	95.8/25	86.75/39	176.000
21	617	Etta Channels Francis Academy : Mid Atlantic Region, USA	90.2/34	85.1/31	91/36	88/34.5	85/18	83.6/25	84.3/15	86/32	92.3/13	88.5/47	171.500
22	627	Molly Young Kilkenny Lundy School : Netherlands	89.2/29	87.85/60	89.75/28	84.5/29.5	95.2/47	82.4/22	84.6/18	83.25/19	90.1/1	89.75/58	164.500
23	543	Mairead Raley McGough Academy : Mid Atlantic Region, USA	90/33	86/41	79.5/1	91/44	88/25	81/14	83.25/9	84/23	99/100	84/27.5	163.500
24	615	Jillian Rose Drake : Southern Region, USA	90.8/37	83.6/15	89.25/27	81.5/15	87.6/24	88.6/37	88/38	83.75/22	92.8/16	89/50	163.000
25	559	Bronagh Fleming Scoil Uí Cheallaigh : Cuige Mumhan, Eire	91.8/39	85.4/34	91.25/38	90/40	95.6/50	88/35	86.5/33	79.5/1	91.3/7	81.5/5.5	162.500
26	581	Maggie Murphy Doherty Petri : USA and Ireland	90.4/35	83.55/14	91.5/39	89.5/38	88.4/26	86/31	83/8	84.5/25.5	93/17	83/19.5	161.000
27	553	Kathryn Frank The Academy : Mid America and Western Australia	89/28	81.25/1	87/16.5	81/13	86/20	91/53	82.5/4	90/53	92.4/14	87/41	157.500
28	647	Clodagh Canning Brosnan Academy : New South Wales, Australia	88.8/27	86.85/53	87.5/19.5	88.75/36	75/1	81.8/18	85.5/25.5	79.75/2	92.1/12	84.25/29	138.000

Oireachtas Rince na Cruinne 2023

Result for Qualifying Competition 31A : Girls 12 - 13 - A

Number entered: 68 : Number danced: 66 : Number Recalled: 34 : IP = Irish Points (Grid Score) : * Total excludes High and Low scores : FTC = Failed To Complete

			ROUND 1					ROUND 2					
			Kristin Butke-Zagorski	Chris Carswell	Shealagh Hallissey	Janey McGardle-Ryan	Katie Stegeman	Julia Bell	Orla McCafferty-Doherty	Eileen McLaughlin	Kate O'Neill-Wosczyzna	Kieran Rogers	
			Rank	Entry	Name	Mark/IP	Mark/IP	Mark/IP	Mark/IP	Mark/IP	Mark/IP	Mark/IP	Mark/IP
29	519	Megan Mallen Kelly Hendry : North East Region, England	83/1	82.85/4	80.5/1.5	78/3	74/1	89.2/39	89.25/47	87.5/38	98.2/47	85.2/33	129.498
30	577	Ellen Mcvey Cabe Academy : Cuige Laighean, Eire	86/15	86.25/43	90.25/31	79/6	82/11	90.2/47	84.25/14	87.25/37	95/20	81.75/9	128.000
31	573	Grace Reilly Kavanagh Porter: USA and Ireland	87/20	85.25/33	91.75/42	89/37	81.6/10	77/1	79.75/0.99	82/11.5	95.4/22	82.75/17.5	119.993
32	635	Addileen Davian The Academy : Mid America and Western Australia	84/4.5	84.85/27	92.25/48.5	83.5/27.5	71.6/1	80.8/13	84.85/21	81.75/10	94/18	86.5/38	111.000
33	611	Ava Holt Claddagh : Western Region, USA	85.2/12	85.2/32	89/26	82/17.5	80.6/8	78.8/2	86.25/31	85.25/29	91.1/5	83/19.5	109.000
34	633	Ella Massery Lavin-Cassidy : Mid America Region, USA	87.4/22	83.3/9	88.5/23.5	82/17.5	88.6/27	81.2/15	83.5/11	82.5/15.5	91.7/9	81.75/9	98.000
35	607	Summer Rose McCrudden McConomy-Bradley-Doherty : Cuige Uladh, Eire	84.8/10	84.65/24	85/11	82/17.5	78.4/6	82/20	87/35	83.5/20.5	91.5/8	79.5/0.99	87.000
36	537	Addison Gilbert The Michaela Hinds Academy : Eastern Region, Canada	88/24	82.75/2.5	80/1	75/1	95/45	80.1/9	86.4/32	83/18	97.5/38	81.6/7	86.499
37	629	Clea Sullivan Curley Brennan : Cuige Laighean, Eire	86.2/16	84.15/19	88.25/22	83/23	90/30	75.6/0.99	81.75/1	82.25/13.5	90.9/3	82.5/15.5	81.500
38	545	Georgia Mitchell Sharon Taylor : Scotland	85/11	82.5/1	78/1	76/1	73/1	85.2/30	84/13	83.5/20.5	95.7/24	85/32	77.494
39	521	Abigail Hayes Murray Academy : New England Region, USA	95.6/56	81.75/1	79/1	77/1	84/17	80.6/12	85.6/27	80.25/4	95.6/23	83.2/21.5	75.496
40	567	Sasha Brown Kavanagh : Western Australia	83.2/1	83.75/17	90.75/33.5	80/9.5	83.6/16	78.4/1	85/22	82.5/15.5	90.5/1	82.5/15.5	74.500
41	603	Anna Vicino Mulcahy Academy : New England Region, USA	86.6/18	84.25/20	87.25/18	79/6	90.4/31	80.2/10	84.5/17	79.25/1	90.7/1	81/1.5	68.500
42	639	Kaitlyn McCormick Nadine Martin Academy : North West Region, England	80.2/0.99	81.65/1	86.75/15	83/23	75.6/1	76.4/1	83.4/10	85.75/31	96/27	82.25/13.5	67.494

Oireachtas Rince na Cruinne 2023

Result for Qualifying Competition 31A : Girls 12 - 13 - A


Number entered: 68 : Number danced: 66 : Number Recalled: 34 : IP = Irish Points (Grid Score) : * Total excludes High and Low scores : FTC = Failed To Complete

			ROUND 1					ROUND 2					
			Kristin Butke-Zagorski	Chris Carswell	Shealagh Hallissey	Janey McGardle-Ryan	Katie Stegeman	Julia Bell	Orla McCafferty-Doherty	Eileen McLaughlin	Kate O'Neill-Wosczyzna	Kieran Rogers	
			Rank	Entry	Name	Mark/IP	Mark/IP	Mark/IP	Mark/IP	Mark/IP	Mark/IP	Mark/IP	Mark/IP
43	569	Cassidy Howard RMIDA : Western Region, USA	88.6/26	84.75/26	81.5/4	83/23	76/2	81.4/16	78.5/0.99	79/1	91.8/10	79.5/0.99	64.986
44	631	Katharine Faulkner Corda Mor : Mid America Region, USA	83.6/2	84.7/25	84.5/10	83.5/27.5	76.4/3	77.4/1	81.2/1	81/7	96.8/34	82.75/17.5	63.497
45	539	Emma Tully O'Dwyer : New England Region, USA	83.4/1	82/1	76/0.99	81/13	69/0.99	81.9/19	85.3/24	82.25/13.5	96.5/32	80.75/1	59.487
46	595	Kenseth Ferrell Lavin-Cassidy : Mid America Region, USA	82.2/1	83.5/12.5	76.5/1	81/13	86.6/21	79.6/6	86/29	76/0.99	90.2/1	83.25/23	56.490
47	601	Tully Wilkinson O'Connor : Victoria, Australia	84/4.5	83.35/10	86.5/14	80.5/11	85.6/19	75.4/0.99	79.5/0.99	82.75/17	95.3/21	80.5/1	53.985
48	517	Avelene Mulligan Claddagh Academy : Southern Region, England	87.6/23	83/6	71.5/0.99	69/0.99	81/9	77.2/1	84.65/19	81.25/8	97.2/36	81.75/9	51.985
49	551	Julia Zemel Michael Patrick Gallagher : Western Region, USA	81.6/1	81/0.99	81/3	71/1	89/28	84/27	82.75/6	78.5/1	92/11	86/36	48.984
50	589	Cailin Holmes Walsh Kelley : Southern Region, USA	82.6/1	84.9/28	88.5/23.5	78/3	72.6/1	79.2/4	78/0.99	77.5/0.99	89.2/0.99	82/11.5	33.472
51	541	Abbey Aherne Flynn O'Kane Academy : Cuige Mumhan, Eire	86.4/17	83.5/12.5	72/0.99	74/1	83/14	78/1	81/1	78/1	96.1/28	81/1.5	30.988
52	609	Daniela Calvo Penk-O'Donnell : Western Region, Canada	82.8/1	84.55/23	85.5/12	79.5/8	78/5	77.8/1	82.25/3	77.25/0.99	90.3/1	79.25/0.99	27.981
53	593	Molly Foti Kotelnicki : Mid Atlantic Region, USA	85.6/13	82.95/5	78.5/1	83/23	73.6/1	79.8/7	85.25/23	77.75/1	89.9/1	79.25/0.99	27.980
54	513	Robyn Bennett Scanlon : Midlands Region, England/Wales	82/1	83.25/8	88/21	71/1	72/1	79.4/5	81.5/1	82/11.5	90.6/1	83.2/21.5	27.487
55	563	Margaret Gergurich Rose Academy of Irish Dance : Western Region, USA	80/0.99	84.5/22	82/5.5	79/6	82.4/12	80/8	80/0.99	78.25/1	90.4/1	79.75/1	26.482
56	621	Kendall Hoefler Boland : Mid Atlantic Region, USA	84.2/6	81.4/1	86.25/13	82/17.5	69.4/0.99	78.2/1	82/2	79.25/1	90.8/2	81.5/5.5	24.991

Oireachtas Rince na Cruinne 2023

Result for Qualifying Competition 31A : Girls 12 - 13 - A


Number entered: 68 : Number danced: 66 : Number Recalled: 34 : IP = Irish Points (Grid Score) : * Total excludes High and Low scores : FTC = Failed To Complete

			ROUND 1					ROUND 2					
			Kristin Butke-Zagorski	Chris Carswell	Shealagh Hallissey	Janey McGardle-Ryan	Katie Stegeman	Julia Bell	Orla McCafferty-Doherty	Eileen McLaughlin	Kate O'Neill-Wosczyzna	Kieran Rogers	
			Rank	Entry	Name	Mark/IP	Mark/IP	Mark/IP	Mark/IP	Mark/IP	Mark/IP	Mark/IP	Mark/IP
57	549	Sienna Sutton The Duffy Travis King Academy : North West Region, England	81/1	80.8/0.99	84.25/9	69/0.99	87/22	79/3	83.75/12	81.5/9	90/1	80/1	23.972
58	555	Sawako Ito Irish Dance Arabia : Qatar	84.6/9	80/0.99	74/0.99	69/0.99	70.4/1	80.4/11	81.25/1	80.5/5	91/4	82/11.5	22.965
59	527	Aine Brossart Casey O'Loughlin : Western Region, Canada	80.4/0.99	82/1	73.5/0.99	70/0.99	77/4	76.2/0.99	82.9/7	79/1	89.3/0.99	84/27.5	11.960
60	575	Hadley Streich Burke Connolly Academy : Southern Region, USA	79.6/0.99	81.5/1	82/5.5	74.5/1	79/7	82.8/23	80.5/1	78.75/1	89/0.99	79/0.99	10.463
61	535	Charlotte Alexander Brimhall Academy : Western Region, USA	84.5/8	80.25/0.99	76.5/1	70/0.99	71/1	76.6/1	82.65/5	77/0.99	91.2/6	80.25/1	9.958
62	579	Greta Schuknecht Inishfree : Southern Region, USA	79/0.99	82.25/1	79.5/1	76.5/1	67/0.99	77.6/1	80.75/1	80/3	89.7/1	81.25/3.5	7.972
63	645	Niamh Avery O'Hehir School : North East Region, England	80.6/0.99	81.1/0.99	78/1	85/31	66/0.99	75.8/0.99	80.2/1	77.5/0.99	89.6/0.99	79/0.99	5.941
64	599	Isabela Cvijic Watt : Western Region, Canada	81.4/1	80.4/0.99	87.5/19.5	70/0.99	68.6/0.99	76/0.99	79/0.99	80.75/6	89.4/0.99	79.75/1	5.936
65	587	Taryn Landry The Michaela Hinds Academy : Eastern Region, Canada	78.4/0.99	83.4/11	72/0.99	74/1	70/0.99	75.2/0.99	79.25/0.99	77/0.99	89.5/0.99	80.25/1	5.933
66	531	Olive Kincaid McKeever : Western Region, USA	84.4/7	80.5/0.99	71/0.99	74/1	68/0.99	75.3/0.99	80.4/1	76.5/0.99	89.1/0.99	79.5/0.99	5.926

Oireachtas Rince na Cruinne 2023

Result for Qualifying Competition 31B : Girls 12 - 13 - B

Number entered: 68 : Number danced: 67 : Number Recalled: 34 : IP = Irish Points (Grid Score) : * Total excludes High and Low scores : FTC = Failed To Complete

			ROUND 1					ROUND 2					
			Julia Bell	Orla McCafferty-Doherty	Eileen McLaughlin	Kate O'Neill-Wosczyzna	Kieran Rogers	Kristin Butke-Zagorski	Chris Carswell	Shealagh Hallissey	Janey McGardle-Ryan	Katie Stegeman	
			Rank	Entry	Name	Mark/IP	Mark/IP	Mark/IP	Mark/IP	Mark/IP	Mark/IP	Mark/IP	Mark/IP
1	520	Orla Wormald Nadine Martin Academy : North West Region, England	91.8/53	90/65	94/100	97.5/50	89.6/100	95/100	86.9/50	94.25/62.5	90.25/35.5	98.2/75	405.500
2	532	Lusai Gillespie McNelis Cunningham : Cuige Uladh, Eire	81.4/17	88.5/53	91/65	98.6/65	88/75	91.6/53	91/100	94.25/62.5	94/56	95.8/50	354.500
3	598	Heidi Corcoran Stephanie Power : Cuige Chonnacht, Eire	92.6/60	84/23	87.75/39	99.5/100	87.7/65	90.4/41	89.75/65	93.5/48.5	97.75/100	96.6/56	333.500
4	604	Alia Albers Cresham Academy : Cuige Chonnacht, Eire	93.6/100	87.5/45	86/28.5	99/75	87.55/60	90.2/39	86.5/47	92.75/37.5	95.75/65	98.4/100	331.000
5	566	Penny Barton The Duffy Travis King Academy : North West Region, England	90.2/47	88.75/56	89/50	97.2/45	85.6/27	93.4/65	89.5/60	91.75/30.5	90/31	95/45	278.000
6	602	Holly Brennan Curley Brennan : Cuige Laighean, Eire	89.8/43	89/60	90/53	92.9/29	87.05/41	91/47	88/56	89.5/15.5	96/75	92/34	274.000
7	574	Coco Ward Kavanagh Porter: USA and Ireland	92.8/65	81.25/3	88.25/43	95.6/35	87.1/43	92.6/60	85.2/13.5	94.75/100	90.5/38.5	96/53	272.500
8	526	Anna McGlew Doherty Petri : USA and Ireland	87.4/35	91/75	92/75	95/33	85.7/28	92/56	85.75/29.5	89.25/13.5	90.25/35.5	94.6/43	251.000
9	570	Anna O'Neill Doherty Petri : USA and Ireland	93/75	85.75/36	88.75/47	89.7/18	87.3/50	89.4/35	86/35.5	93/40	95.5/60	87.6/22	243.500
10	560	Doireann Moffatt Sylvan Kelly : Cuige Chonnacht, Eire	91/50	88/50	88/41	85.1/7	86.5/31	89.8/37	90/75	90.5/21.5	91/46	91/31	236.000
11	586	Leilani Dore Mullane Godley : Mid America Region, USA	92/56	87.75/47	90.5/58	92.3/26	85.5/25.5	87.8/26	85.9/33	89/11.5	91/46	97/60	234.000
12	622	Cara Mc Clean Mona Ni Rodaigh : Cuige Uladh, Eire	88.2/37	86.65/39	86.25/31	91/21	85.25/22	88.6/31	86.2/39	91.25/27.5	93/53	97.8/65	213.000
13	612	Alana Paolone Cornell : Eastern Region, Canada	86.8/32	85.5/35	86.25/31	88/10	87.25/47	87.2/22	86.25/41	93.25/44	87.25/11	95.4/47	205.000
14	514	Maddie Barry Joanne Kavanagh Academy : Cuige Laighean, Eire	89/39	92/100	90.5/58	98/56	87.2/45	88/27.5	85.3/17.5	87/1	89/23.5	79.2/4	204.000

Oireachtas Rince na Cruinne 2023

Result for Qualifying Competition 31B : Girls 12 - 13 - B


Number entered: 68 : Number danced: 67 : Number Recalled: 34 : IP = Irish Points (Grid Score) : * Total excludes High and Low scores : FTC = Failed To Complete

			ROUND 1					ROUND 2					
			Julia Bell	Orla McCafferty-Doherty	Eileen McLaughlin	Kate O'Neill-Wosczyzna	Kieran Rogers	Kristin Butke-Zagorski	Chris Carswell	Shealagh Hallissey	Janey McGardle-Ryan	Katie Stegeman	
			Rank	Entry	Name	Mark/IP	Mark/IP	Mark/IP	Mark/IP	Mark/IP	Mark/IP	Mark/IP	Mark/IP
15	546	Addison Bakich Magennis Academy : Southern Region, USA	87.2/34	82/11	87/35	98.3/60	87.5/56	90/38	85.25/15.5	90/18.5	84.5/1	86/18	177.000
16	582	Sahara Donelan The Academy : Mid America and Western Australia	90/45	84.75/29	86/28.5	82.7/1	86.7/34	87.4/23	85.7/28	92/33	90.5/38.5	79/3	175.500
17	620	Nola Pinkham Brady Academy : New England Region, USA	82.4/21.5	85/31	85.75/27	85.4/8	86.9/37	89/33	85.45/22	88.25/8	90/31	94.4/41	165.500
18	638	Eva Myles Scoil Rince Fingal : Cuige Laighean, Eire	80.5/12	85.4/34	85/23.5	90.4/20	86.75/35	88.8/32	85.2/13.5	93.75/53	90/31	87.4/21	161.500
19	542	Casey Wolf Mullane Godley : Mid America Region, USA	84.2/27	86/37	85.5/26	82.3/1	85.5/25.5	94/75	85/7.5	92/33	79.75/0.99	94/39	158.000
20	628	Robyn O Shea Cowhie Ryan McCole : Cuige Mumhan, Eire	82.4/21.5	84.2/24	87.25/36.5	89/14	86.65/33	84.2/2	86.15/38	90/18.5	89.75/27.5	91.4/32	156.500
21	616	Ciara Davis Mary Elwood : Cuige Chonnacht, Eire	80.4/11	83/18	84.25/19	87.8/9	86.2/29	90.6/43	86.1/37	93/40	88.75/22	90/29	154.000
22	530	Ciara Brady Campbell Brady Campbell : Mid America Region, USA	87/33	80.25/1	78.5/0.99	96.4/38	79.5/0.99	86.4/16.5	86.4/45	93.25/44	90.75/42	91.8/33	153.981
23	606	Millie McInerney Lorraine Duggan : Cuige Mumhan, Eire	87.6/36	84.4/27	86.25/31	91.8/24	86.95/38	83.8/1	85.55/25	90.75/23.5	86.25/7	88/23	147.500
24	550	Avae O' Reilly O'Neill Blake : Cuige Uladh, Eire	83/24	86.75/41	88.5/45	97.7/53	87/39	87/20.5	84.5/1	85.5/1	91.75/50	74/1	147.489
25	626	Niamh Chedzoy Walshe Academy : Southern Region, England	88.4/38	82.4/14.5	86.75/34	97/43	86.45/30	89.6/36	85/7.5	87.25/2	85/1	89.6/28	139.500
26	522	Lucy Frawley Lorraine Duggan : Cuige Mumhan, Eire	77.2/1	84.5/28	78/0.99	96/36	85/20	89.2/34	85.65/27	92.5/36	88.5/20	71.6/0.99	129.992
27	580	Delaney Canning Yvonne Kelly Dance Academy : Eastern Region, Canada	81.2/16	82.5/16	83.25/13	96.2/37	83.8/4	81.2/0.99	85.4/20.5	92.25/35	90.25/35.5	88.4/24	124.500
28	536	Maeve Connolly Brady Academy : New England Region, USA	78.4/1	87/43	86.5/33	93.8/31	86.8/36	88/27.5	84.55/1	89/11.5	86/3.5	81.4/9	124.000

Oireachtas Rince na Cruinne 2023

Result for Qualifying Competition 31B : Girls 12 - 13 - B

Number entered: 68 : Number danced: 67 : Number Recalled: 34 : IP = Irish Points (Grid Score) : * Total excludes High and Low scores : FTC = Failed To Complete

			ROUND 1					ROUND 2					
			Julia Bell	Orla McCafferty-Doherty	Eileen McLaughlin	Kate O'Neill-Wosczyzna	Kieran Rogers	Kristin Butke-Zagorski	Chris Carswell	Shealagh Hallissey	Janey McGardle-Ryan	Katie Stegeman	
			Rank	Entry	Name	Mark/IP	Mark/IP	Mark/IP	Mark/IP	Mark/IP	Mark/IP	Mark/IP	Mark/IP
29	618	Charlotte Witt Murphy Academy : New England Region, USA	81.8/19	82.4/14.5	78.25/0.99	90/19	85.4/24	86.2/15	85.85/32	86.25/1	88.5/20	92.6/36	119.500
30	588	Teagan Emmer Emerald Isle : Mid Atlantic Region, USA	81.6/18	85.25/33	81.25/5	96.7/39	84.7/16	81.8/0.99	85.95/34	87.5/3	89.75/27.5	86.6/19	116.500
31	538	Charlotte Knight Dillon-Gavin : Mid America Region, USA	85/28	77.5/0.99	81.5/6	92/25	80.1/0.99	87.6/24.5	85.75/29.5	91.75/30.5	87.5/13.5	92.4/35	116.486
32	640	Ayasha Lombard Fegan Academy : Cuige Laighean, Eire	78.6/1	81.2/2	79.5/1	97.4/47	84.3/11	86/13.5	87/53	93.5/48.5	90.25/35.5	85.6/17	115.000
33	634	Ayla Lafreniere Murray Academy : New England Region, USA	77.5/1	84.35/26	84/17.5	88.5/12	84.85/18	87.6/24.5	85.35/19	89.5/15.5	89.5/26	78.6/2	106.500
34	568	Scarlotte Heessen Scanlon : Midlands Region, England/Wales	79.2/4	81.65/7	87.5/38	89.5/17	87.4/53	82.2/1	85.05/9	91.25/27.5	86/3.5	89/27	101.500
35	630	Muireann Mc Padden McMorrow : Cuige Chonnacht, Eire	85.2/29	85/31	80.5/1	88.7/13	83.15/1	85.2/8	85.5/23.5	90.75/23.5	85/1	90.4/30	98.000
36	518	Lauren McHone Trinity Academy : Mid America Region, USA	80.8/14	79.75/0.99	79/1	93/30	80/0.99	88.4/30	86.3/43	91/25.5	87.5/13.5	88.6/25	96.481
37	610	Delaney Belle McNaboe Doherty Petri : USA and Ireland	86.2/30	85/31	84.75/22	78.9/0.99	84.2/9	86.8/19	84.9/3.5	88.75/10	90.75/42	76.4/1	93.500
38	608	Hillary Campbell Watt : Western Region, Canada	84/26	83.75/22	82.75/11	82.1/1	86.55/32	84.8/5	85.15/12	89.75/17	83/1	93.4/38	93.000
39	554	Lauren Amundson Corda Mor : Mid America Region, USA	76.8/1	80.75/1	80.5/1	84.8/6	81/1	86/13.5	84.85/2	94/56	90/31	93/37	84.490
40	644	Eowyn Dimattia Drake : Southern Region, USA	79.5/6	83.65/21	87.25/36.5	92.4/27	84.15/8	85/6.5	85.6/26	88/6	86.5/8	83/12	82.500
41	562	Lilly Ward Marie Connell : Midlands Region, England/Wales	80.6/13	81.5/5	85.25/25	83.2/1	84.1/7	90.8/45	85.1/10.5	90.25/20	88/16.5	85/16	77.500
42	596	Ciara Phelan Keegan Academy : North West Region, England	75.6/0.99	80.65/1	80.75/2	78/0.99	84.35/12	88.2/29	85.8/31	89.25/13.5	90/31	77.6/1	77.483

Oireachtas Rince na Cruinne 2023

Result for Qualifying Competition 31B : Girls 12 - 13 - B


Number entered: 68 : Number danced: 67 : Number Recalled: 34 : IP = Irish Points (Grid Score) : * Total excludes High and Low scores : FTC = Failed To Complete

			ROUND 1					ROUND 2					
			Julia Bell	Orla McCafferty-Doherty	Eileen McLaughlin	Kate O'Neill-Wosczyzna	Kieran Rogers	Kristin Butke-Zagorski	Chris Carswell	Shealagh Hallissey	Janey McGardle-Ryan	Katie Stegeman	
			Rank	Entry	Name	Mark/IP	Mark/IP	Mark/IP	Mark/IP	Mark/IP	Mark/IP	Mark/IP	Mark/IP
43	558	Rosemary Walker Walsh Kelley : Southern Region, USA	82/20	82.25/12	83.5/14.5	83.6/2	85.1/21	86.4/16.5	84/1	91/25.5	77.75/0.99	69/0.99	64.979
44	516	Anna Biggerstaff Royal Academy : Southern Region, USA	82.6/23	86.5/38	81/3.5	83/1	78/0.99	81.6/0.99	85.1/10.5	86.75/1	89.25/25	88.8/26	63.996
45	534	Eilidh Hardychuk Steel : Western Region, Canada	80.2/10	80.2/1	83/12	71/0.99	84/5	91.2/50	84.95/5.5	92/33	84/1	80.6/7	61.491
46	584	Neve Fraser Brady Academy : New England Region, USA	86.6/31	80.6/1	84.5/20.5	84.5/5	82.05/1	84/1	85.5/23.5	88.5/9	89/23.5	71/0.99	59.995
47	624	Orla Mowatt Sharon Taylor : Scotland	78.2/1	83.5/20	83.75/16	89.4/16	84.05/6	86.6/18	84.8/1	85.25/1	86/3.5	84.4/15	57.500
48	524	Brooke Hageman The Academy : Mid America and Western Australia	76.2/0.99	80.5/1	82/8	83.5/1	85.3/23	85.6/10.5	85.25/15.5	92.75/37.5	88/16.5	81/8	52.494
49	636	Grace Dilleen Hession : Cuige Chonnacht, Eire	77.4/1	81.6/6	83.5/14.5	78.6/0.99	81.95/1	83.4/1	85.4/20.5	90.5/21.5	88.25/18	79.6/5	51.487
50	552	Keira Gilboy Tamora School : Western Region, USA	83.6/25	81.75/9	81.75/7	84/3	84.25/10	85.6/10.5	84.95/5.5	84/0.99	86/3.5	84/14	45.500
51	590	Freya Poteat Inis Cairde : Southern Region, USA	89.6/41	81.7/8	80.25/1	78.3/0.99	83.7/3	84.6/4	85.3/17.5	87.75/4	87.25/11	83.4/13	39.998
52	564	Carolina Rivera Drake : Southern Region, USA	79/3	84.25/25	84/17.5	89.2/15	80.75/1	80.6/0.99	81/0.99	84.25/0.99	88.5/20	72/0.99	38.462
53	646	Sasha Burton Costello Irish Dance : Eastern Region, Canada	76.4/0.99	82.3/13	84.5/20.5	96.9/41	82.75/1	81.4/0.99	86/35.5	87/1	84/1	72.6/0.99	37.479
54	528	Claire Denham McAleer-Paulson : Mid Atlantic Region, USA	75.8/0.99	78/0.99	80/1	70/0.99	84.8/17	87/20.5	84.6/1	94.5/75	84.5/1	82.6/11	35.466
55	592	Riley Helling Murray Academy : New England Region, USA	79.8/8	81.85/10	82.25/9	95.4/34	83.5/1	83/1	83.2/0.99	81/0.99	87.75/15	70/0.99	29.969
56	632	Edith Harvey Kelly Hendry : North East Region, England	77.6/1	83.25/19	79/1	81.3/1	84.9/19	82/0.99	84.7/1	86.5/1	87.25/11	75.4/1	23.976

Oireachtas Rince na Cruinne 2023

Result for Qualifying Competition 31B : Girls 12 - 13 - B

Number entered: 68 : Number danced: 67 : Number Recalled: 34 : IP = Irish Points (Grid Score) : * Total excludes High and Low scores : FTC = Failed To Complete

			ROUND 1					ROUND 2					
			Julia Bell	Orla McCafferty-Doherty	Eileen McLaughlin	Kate O'Neill-Wosczyzna	Kieran Rogers	Kristin Butke-Zagorski	Chris Carswell	Shealagh Hallissey	Janey McGardle-Ryan	Katie Stegeman	
			Rank	Entry	Name	Mark/IP	Mark/IP	Mark/IP	Mark/IP	Mark/IP	Mark/IP	Mark/IP	Mark/IP
57	614	Kayleigh Abell Harney Pender Keady Academy : New England Region, USA	78/1	82.6/17	76.5/0.99	91.4/22	80.7/0.99	82.8/1	82.75/0.99	85.5/1	80/0.99	73.6/1	21.961
58	540	Olivia Moon Avoca Irish Dance : Western Region, USA	75.2/0.99	80/0.99	79.5/1	92.6/28	84.55/15	79.8/0.99	83/0.99	75/0.99	77/0.99	82/10	19.941
59	642	Alyssa Conte Golding Academy : Mid Atlantic Region, USA	79.4/5	80.7/1	81/3.5	84.2/4	83.6/2	82.4/1	84/1	88/6	87/9	78.4/1	17.492
60	594	Annabelle Noone Scoil Rince Fa'inne Chladach : Eastern Region, Canada	70/0.99	80.85/1	85/23.5	88.2/11	80.2/0.99	85.8/12	83.4/0.99	77/0.99	82/0.99	77/1	15.962
61	544	Brooke Milligan Kelly Hendry : North East Region, England	80/9	79.5/0.99	82.5/10	82/1	80.5/0.99	79/0.99	81.5/0.99	73/0.99	73/0.99	73/0.99	13.932
62	572	Bridget Oik Lavin-Cassidy : Mid America Region, USA	81/15	80.4/1	79.25/1	77.4/0.99	82.5/1	85/6.5	83.5/0.99	88/6	86/3.5	78/1	13.481
63	556	Brooke Carter Turley Duggan : Midlands Region, England/Wales	79.6/7	81/1	77.5/0.99	70.4/0.99	84.4/13	83.6/1	84.25/1	91.5/29	77.5/0.99	76/1	11.972
64	578	Isla Curson Cara-Gael : Southern Region, England	78.8/2	78.25/0.99	79.75/1	94.4/32	82.9/1	85.4/9	84.9/3.5	84.75/0.99	84.5/1	75/1	9.483
65	600	Aislinn Healy O'Hare : Western Australia	76.6/0.99	81.4/4	77/0.99	82.5/1	80.35/0.99	83.2/1	84.4/1	83.5/0.99	86/3.5	80/6	8.464
66	548	Juliette Daly Flynn : Mid Atlantic Region, USA	77.8/1	79/0.99	78.75/0.99	81.6/1	84.5/14	84.4/3	84.75/1	86/1	84/1	87/20	7.972
67	576	Salma Hession Melissa McDermott School of Irish Dance : Hong Kong	75/0.99	77.75/0.99	76/0.99	91.6/23	81.7/1	82.6/1	81.75/0.99	85/1	74/0.99	66/0.99	5.921